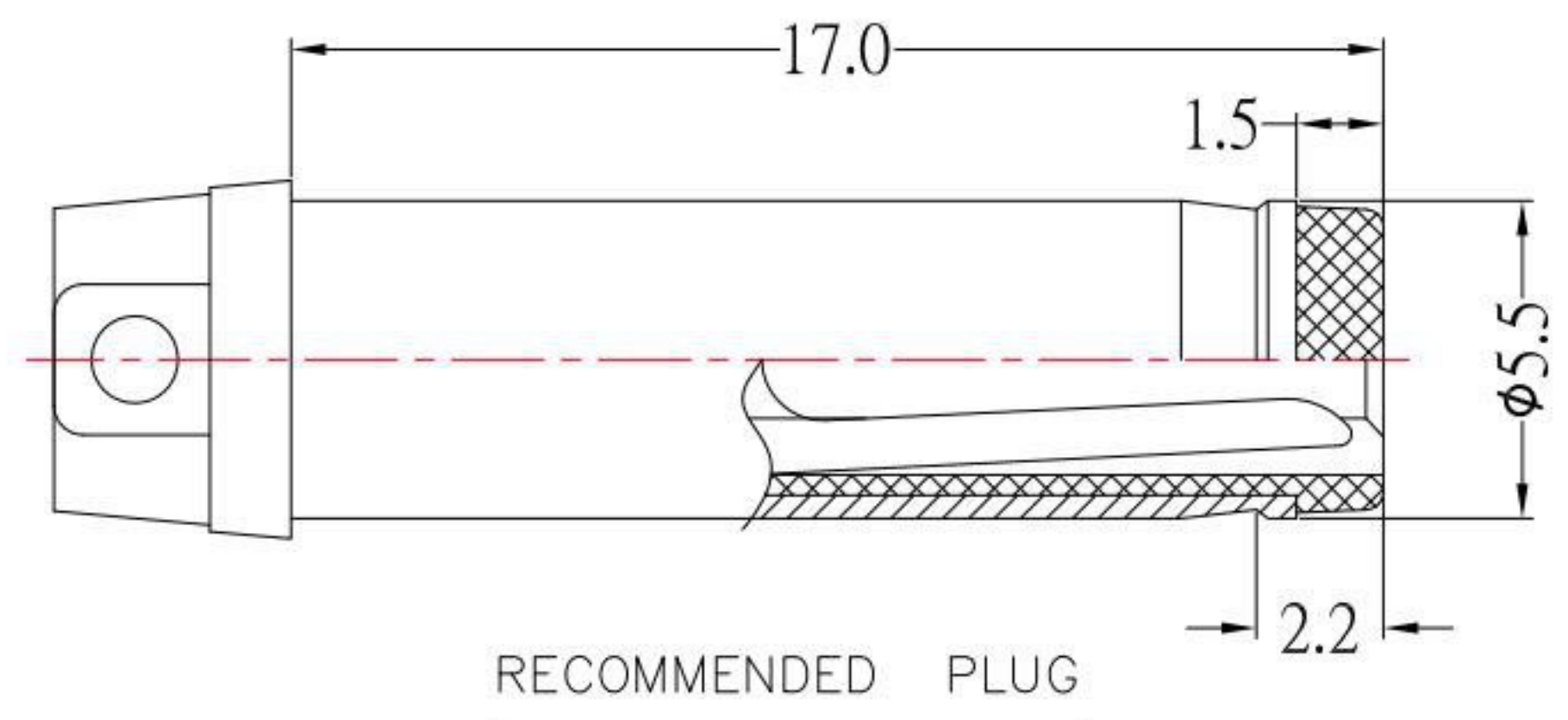
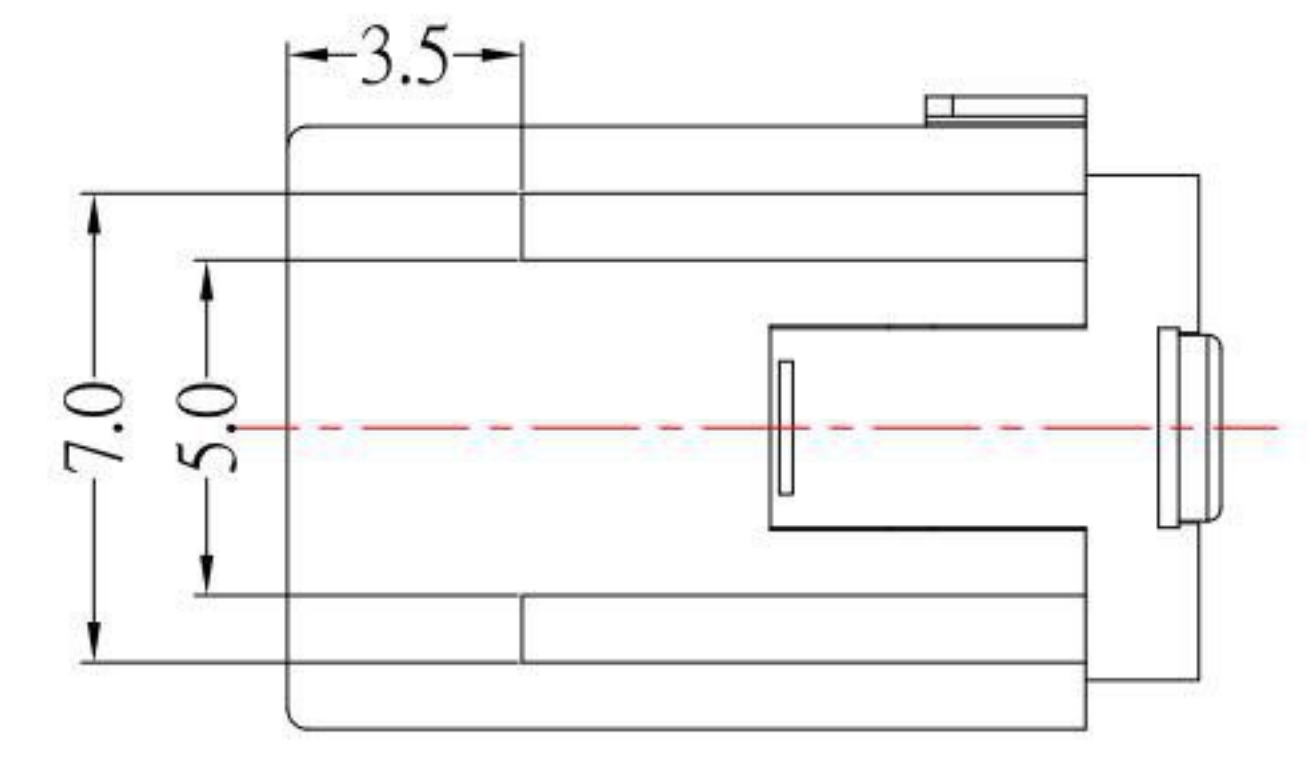
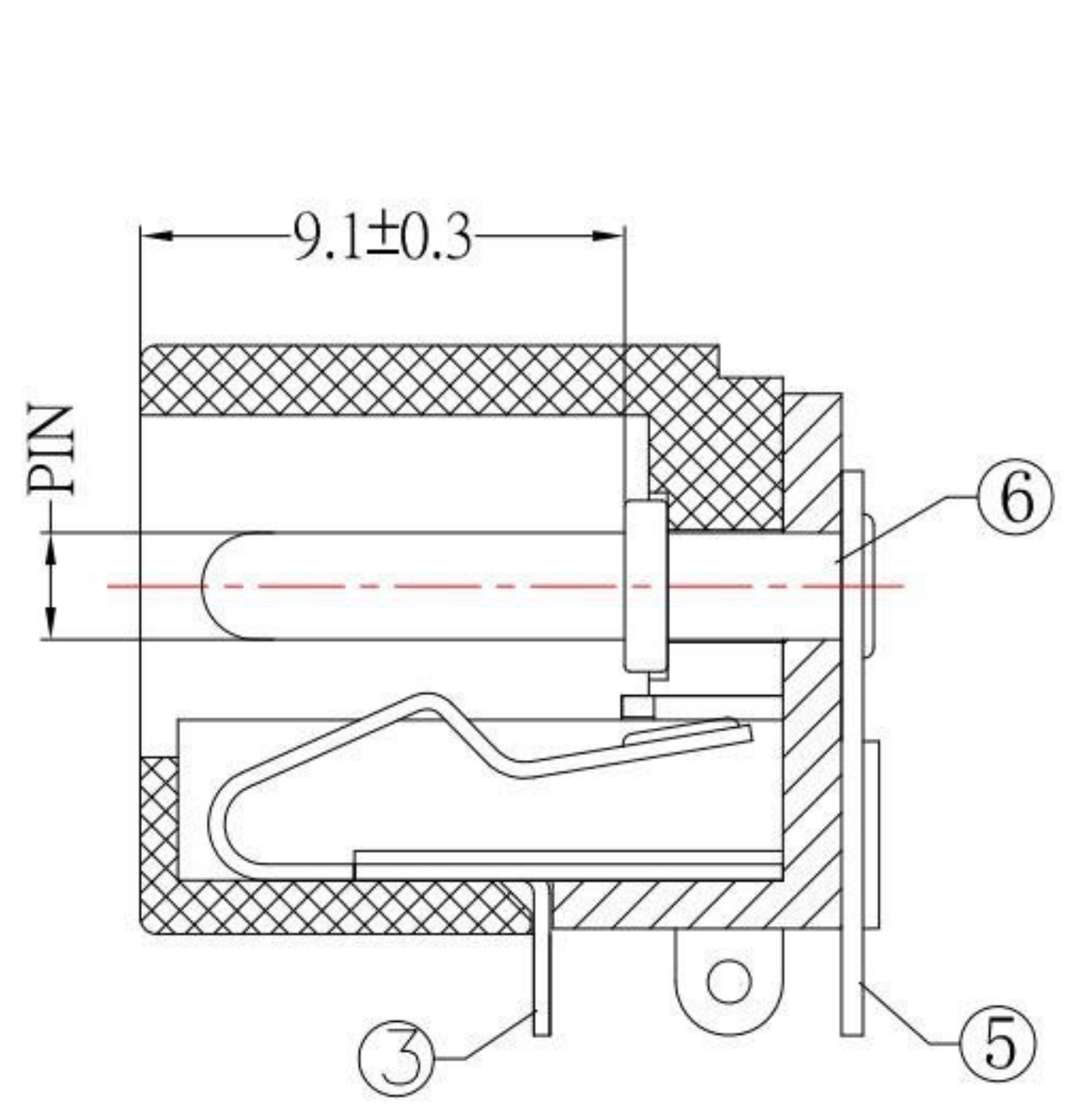


P.C.B LAYOUT MOUNTING PATTERN (TOP VIEW)



MODEL NO.	DC-021HT-x-S124
SCHEMATIC	
CENTER PIN	φ2.0 mm
	φ2.5 mm

SPECIFICATION

1. Rating : DC 30V , 3.5A
2. Contact resistance : ≤ 30mΩ
3. Insulation resistance : ≥ 100MΩ
4. Withstand voltage : 500VAC
5. Insertion and extraction force : 3-20N
6. life test : 5,000 cycles

NO.	DESCRIPTION	QTY	MATERIAL	REMARK
⑥	PIN	1	Brass	Ni-Plating
⑤	FLAT FOOT	1	Brass	Ag-Plating
④	CURVE PIECE	1	Brass	Ag-Plating
③	SPRING PIECE	1	Phosphor Bronze	Ag-Plating
②	COVER	1	LCP	
①	HOUSING	1	LCP	

KSD 科斯达电子科技有限公司
 SWITCH CONNECTOR KSD ELECTRONIC TECHNOLOGY Co., LTD
 全球 互联零组件制造企业

TOLERANCE UNLESS OTHERWISE STATED:	Up to 5 ±0.2	Above 5 ~ 15 ±0.3	Above 15 ~ 30 ±0.4	Above 30 ~ 50 ±0.5	Angle ±0.3
	3RD. ANGEL'S		UNITS	MM	

DRAWN BY:	DATE	MAT'L	TITLE	JACK
Jack Lu	10/01/21			
CHECKED BY:	DATE	FINISH	MODLE	DC JACK
Jacky Chen	10/01/21			
APPROVED BY:	DATE	SCALE	DWG NO.	DC-021HT-x-S124
Tony Kao	10/01/21	1:1		
		SHEET NO.	PART NO.	DC-021HT-x-S124
		1 of 1		
			SIZE	A4
			VER	R3

ITEM NO.	DESCRIPTION	DRAWN	DATE
3	更新PCB LAYOUT	Jack	100121
2	新增底部樣式圖及尺寸	Jack	092721
1	更新尺寸及新增公差	Jack	092321