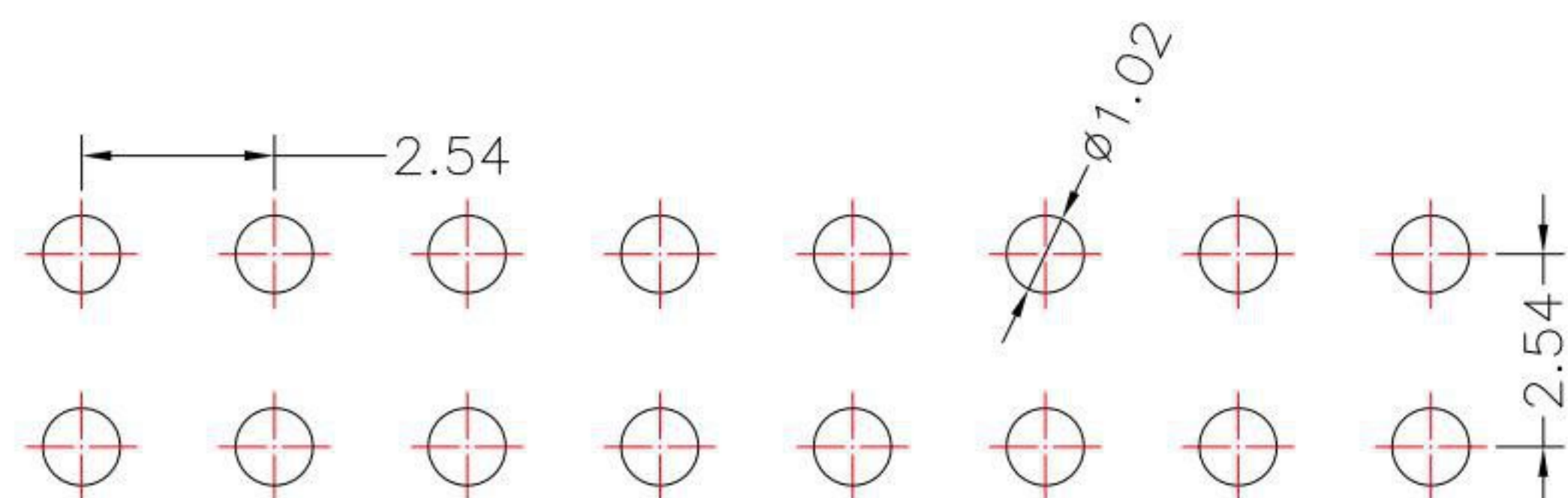
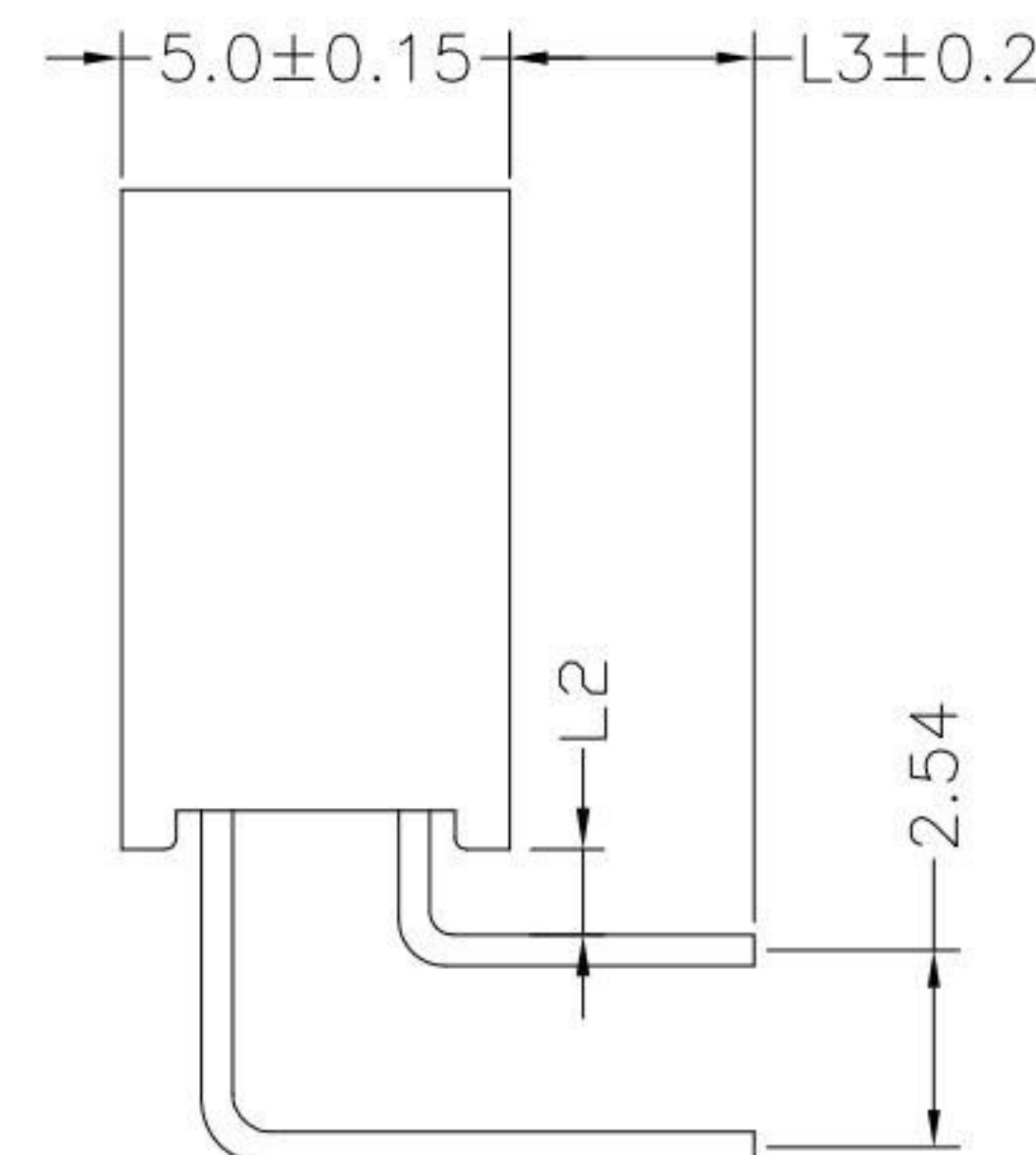
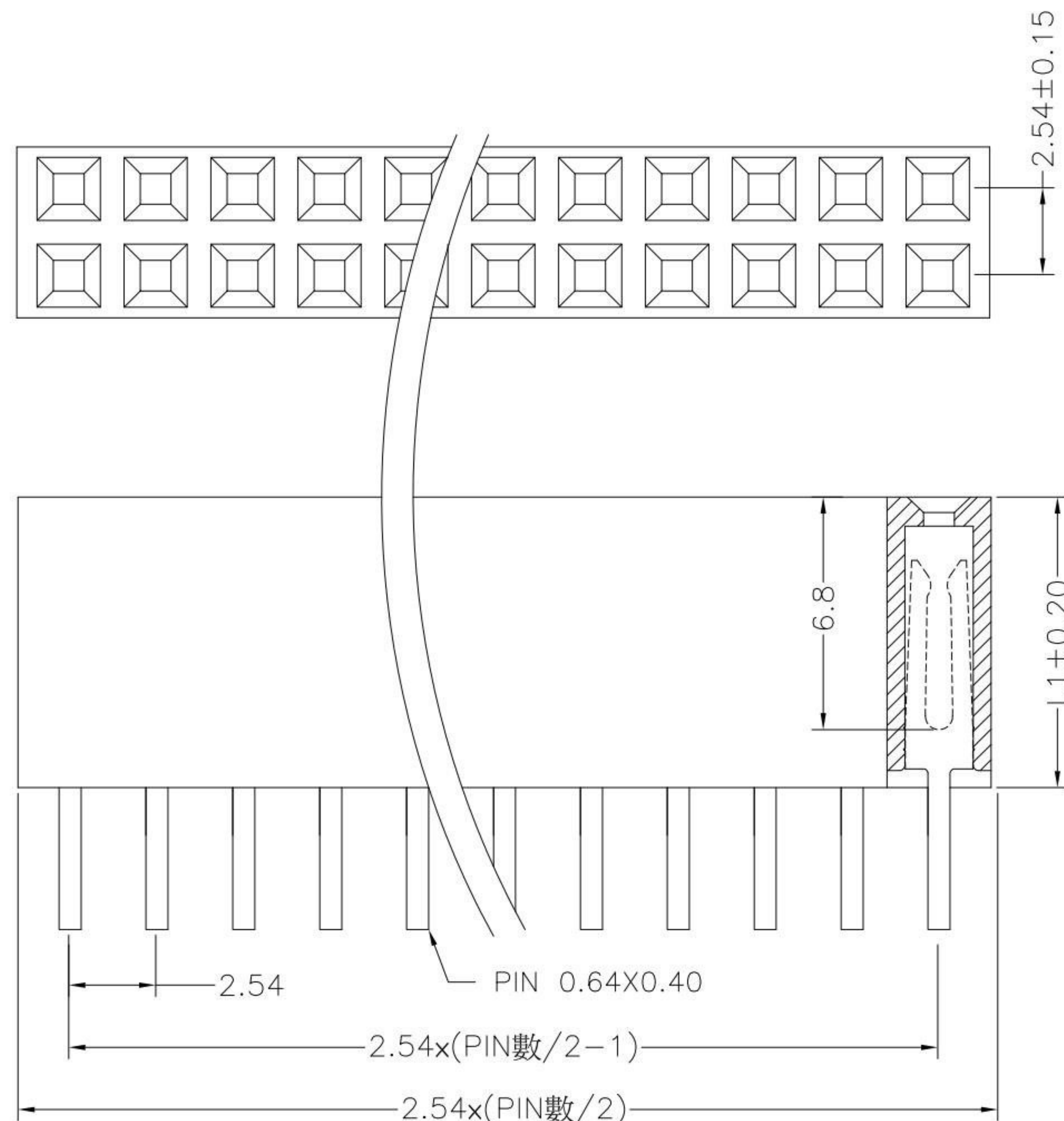




FH-A12-02xxx-S304

PIN數

	L1	L2	L3
A	8.5	1.2	3.1



P.C.B. LAYOUT

SPECIFICATIONS:

- 1.Current Rating : 3.0 AMP
- 2.Insulation Resistance : 1000MΩ Min
- 3.Dielectric Withstanding : 1000V AC
- 4.Contact Resistance : 20mΩ Max
- 5.Operation Temperature : -40°C to +105°C

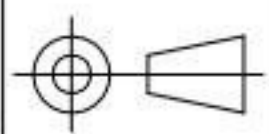
MATERIALS:

- 1.Contact : Phosphor Bronze
- 2.Insulator : PBT ,UL94V-0
- 3.Contact Finish : Gold over Nickel

KSD 科斯达电子科技有限公司
 SWITCH CONNECTOR KSD ELECTRONIC TECHNOLOGY Co., LTD
 全球 互联零组件制造企业

TOLERANCE UNLESS OTHERWISE STATED:
 Up to 5 ±0.2
 Above 5 ~ 15 ±0.3
 Above 15 ~ 30 ±0.4
 Above 30 ~ 50 ±0.5
 Angle ±0.3°

3RD. ANGEL'S



UNITS

MM

DRAWN BY: Jack Lu
 CHECKED BY: Jacky Chen
 APPROVED BY: Tony Kao
 DATE: 08/07/17

MAT'L	TITLE	Female Header
FINISH	MODLE	2.54 排母 雙排 R/A
SCALE	DWG NO.	FH-A12-02xxx-S304
SHEET NO.	PART NO.	FH-A12-02xxx-S304

SIZE
A4
VER
R