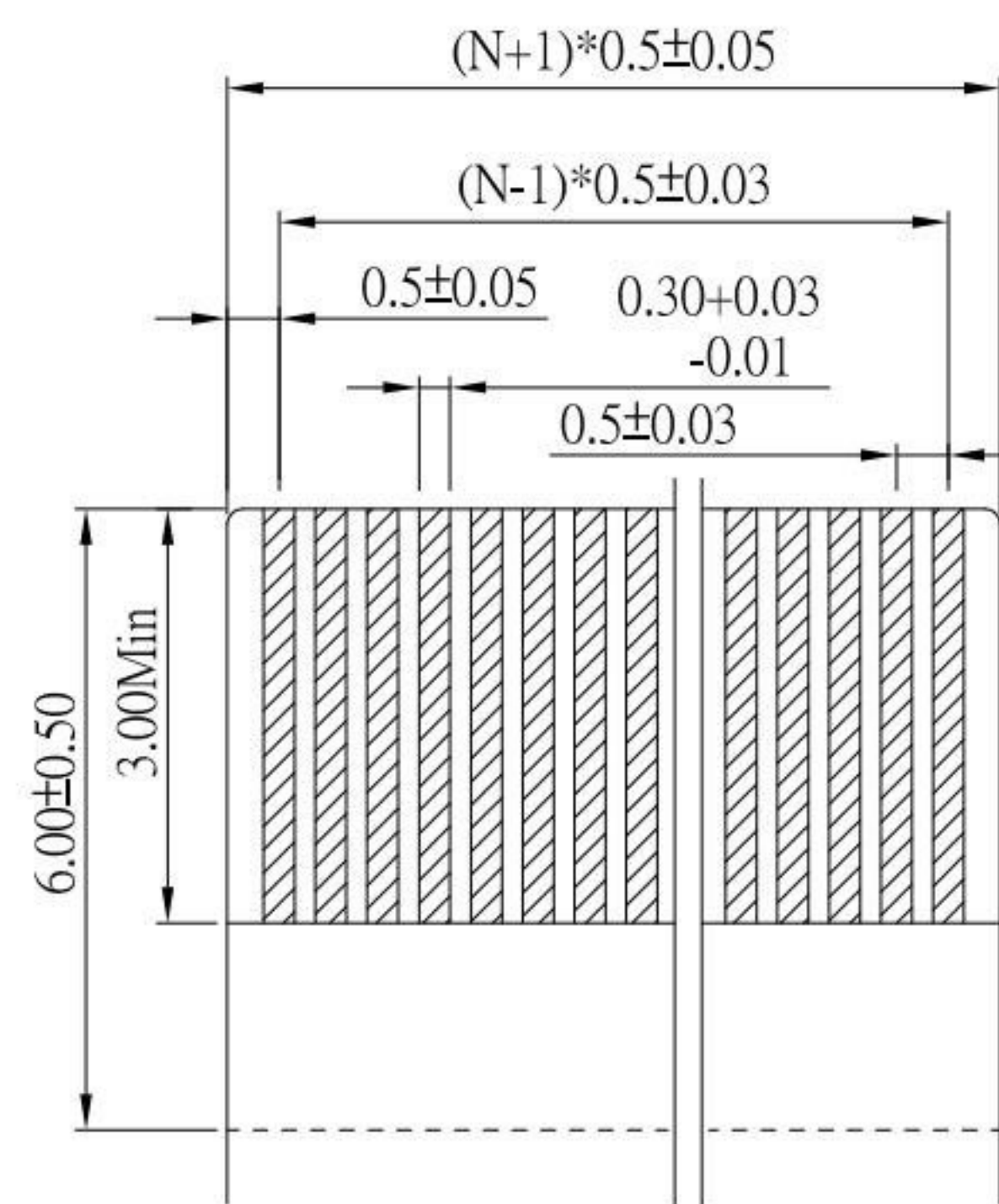
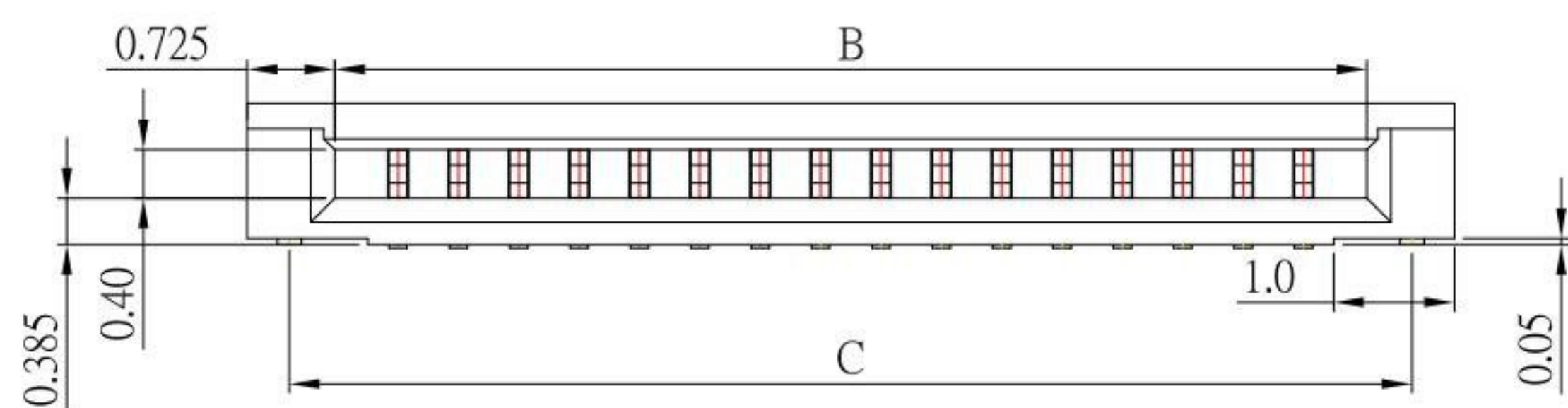
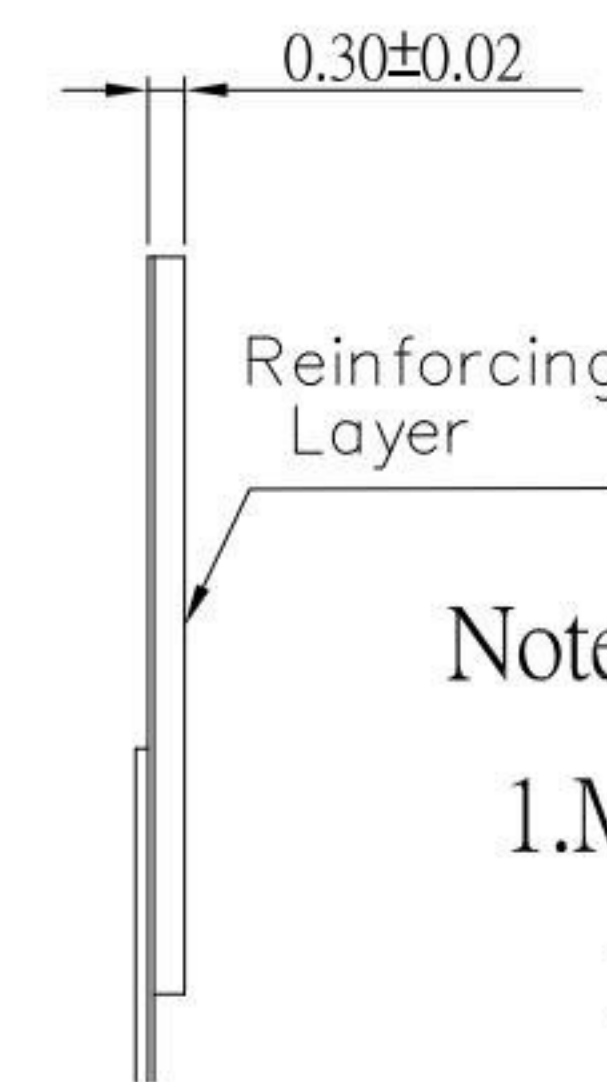


RECOMMENDED PCB LAYOUT



APPLICABLE FPC



Note:

1. Material

1.1 Housing: LCP

1.2 Contact: Phosphor Bronze, Gold Plated

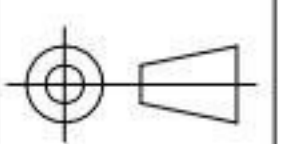
1.3 Fitting Nail: Brass, Tin Plated

PIN數	Dimension			
	A	B	C	D
4	1.50	2.55	3.30	4.10
5	2.00	3.05	3.80	4.60
6	2.50	3.55	4.30	5.10
8	3.50	4.55	5.30	6.10
9	4.00	5.05	5.80	6.60
10	4.50	5.55	6.30	7.10
12	5.50	6.55	7.30	8.10
14	6.50	7.55	8.30	9.10
20	9.50	10.55	11.30	12.10
24	11.50	12.55	13.30	14.10

**KSD** 科斯达电子科技有限公司  
 SWITCH CONNECTOR 全球 互联零组件制造企业  
 KSD ELECTRONIC TECHNOLOGY Co., LTD

TOLERANCE UNLESS OTHERWISE STATED:  
 Up to 5 ±0.2  
 Above 5 ~ 15 ±0.3  
 Above 15 ~ 30 ±0.4  
 Above 30 ~ 50 ±0.5  
 Angle ±0.3°

3RD. ANGEL'S



UNITS MM

DRAWN BY: Jack Lu  
 DATE: 02/06/23  
 CHECKED BY: Jacky Chen  
 DATE: 02/06/23  
 APPROVED BY: Tony Kao  
 DATE: 02/06/23

MAT'L		TITLE	CONNECTOR
FINISH		MODLE	0.5mm FPC 雙接 H:1.2mm
SCALE	1 : 1	DWG NO.	FPC05D-12xx-N-S304
SHEET NO.	1 of 1	PART NO.	FPC05D-12xx-N-S304

SIZE A4  
 VER R3

ITEM NO.	DESCRIPTION	DRAWN	DATE
3	更新PCB LAYOUT尺寸	Jack	020623
2	更新圖面及PIN選項尺寸	Jack	102620
1	更新PIN選項	Jack	120319