



NOTES:

1. MATERIAL:

1.1 HOUSING: LCP,UL 94-V0

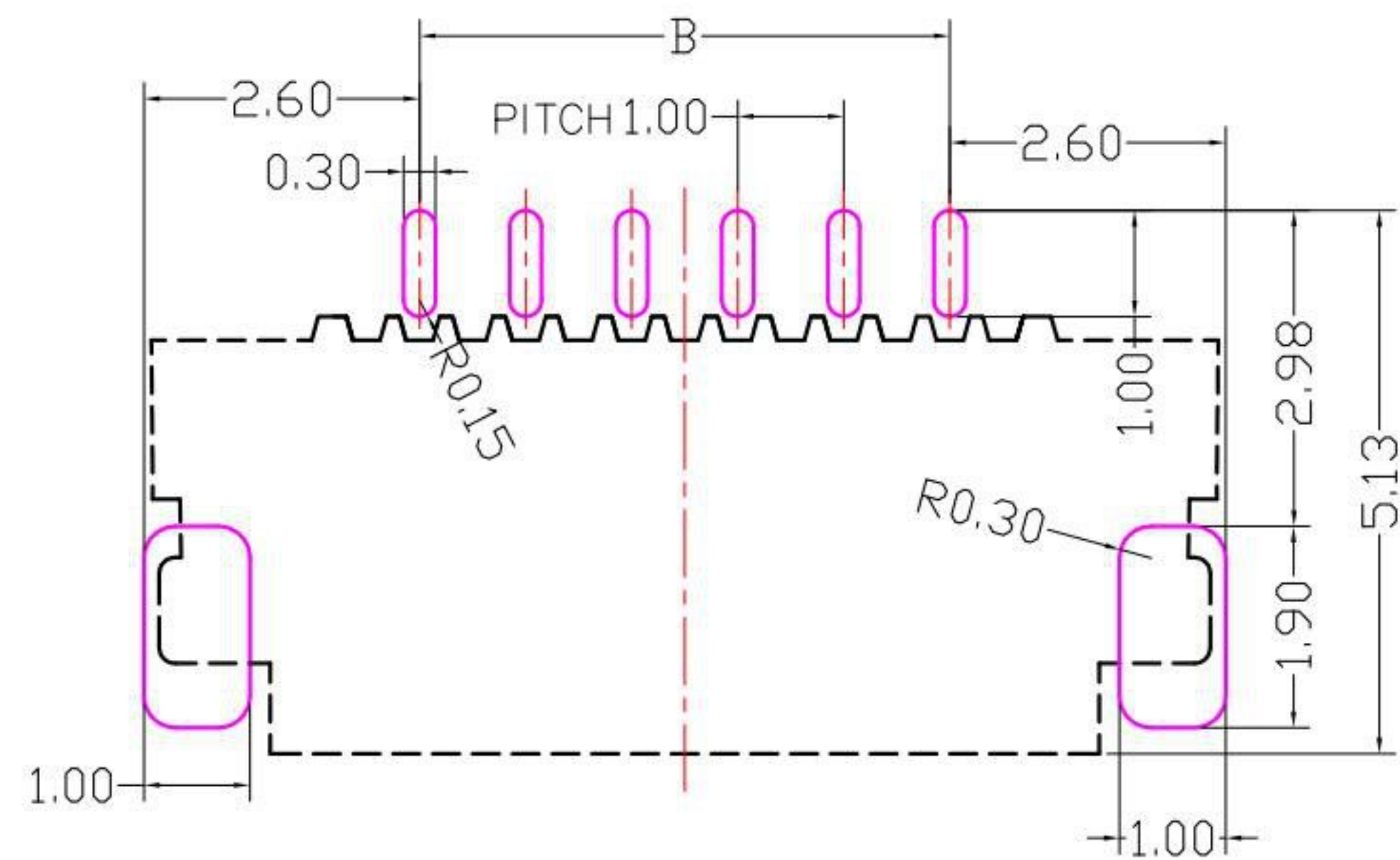
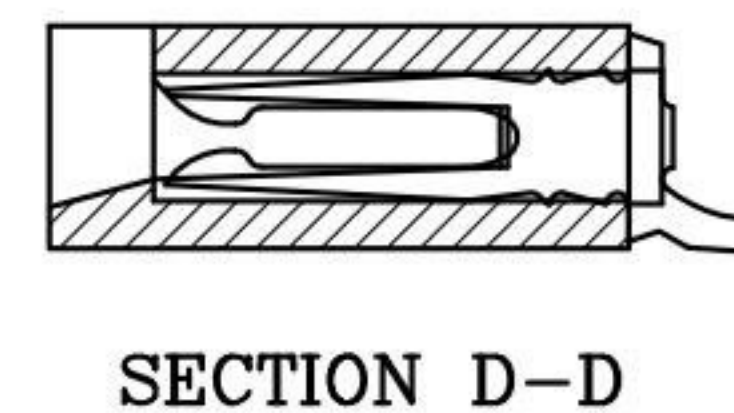
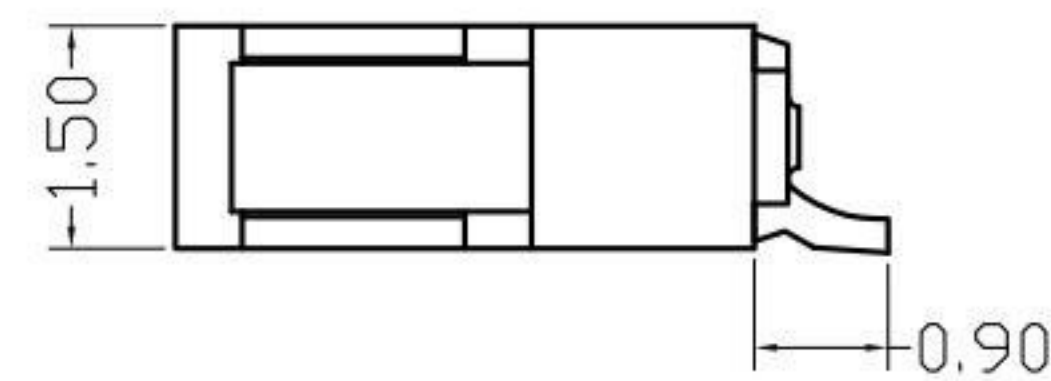
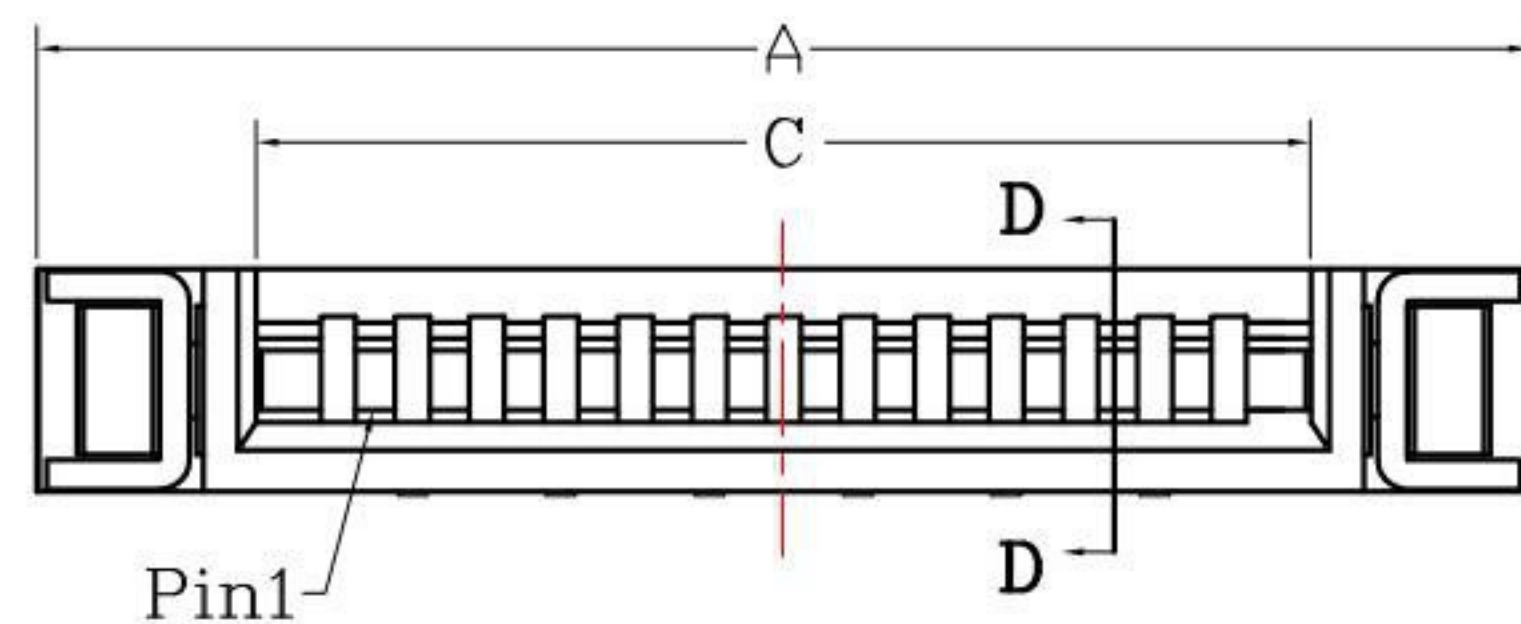
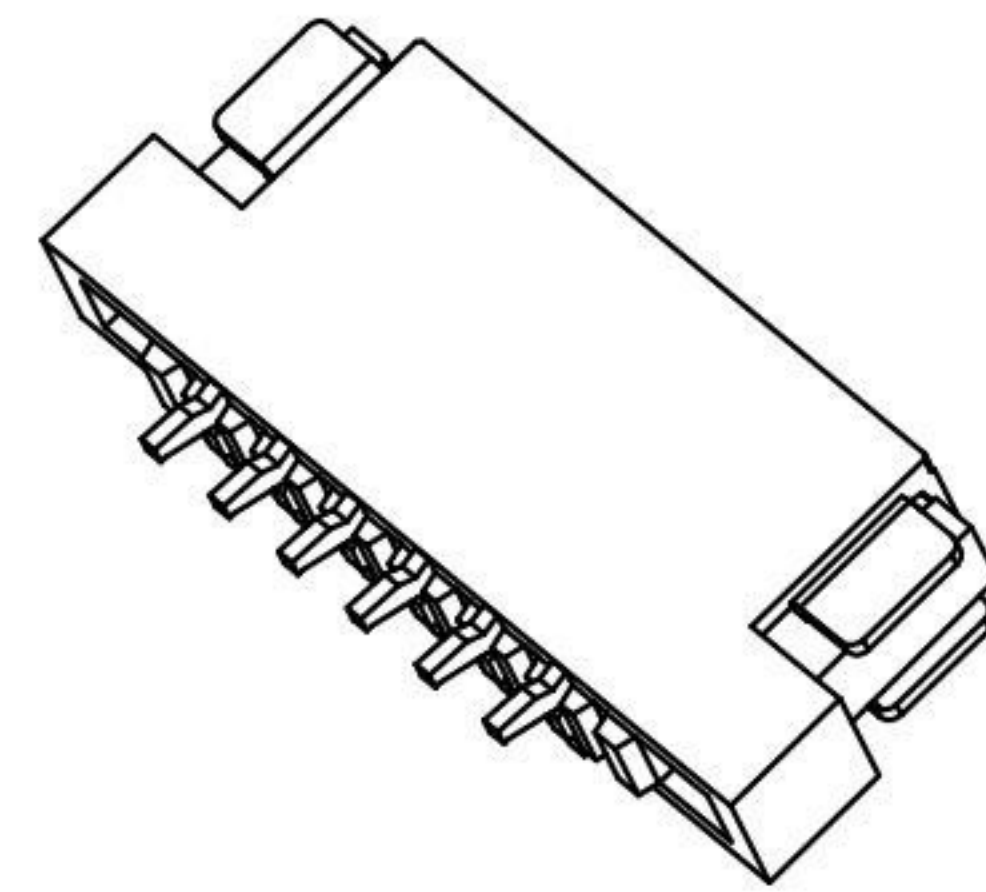
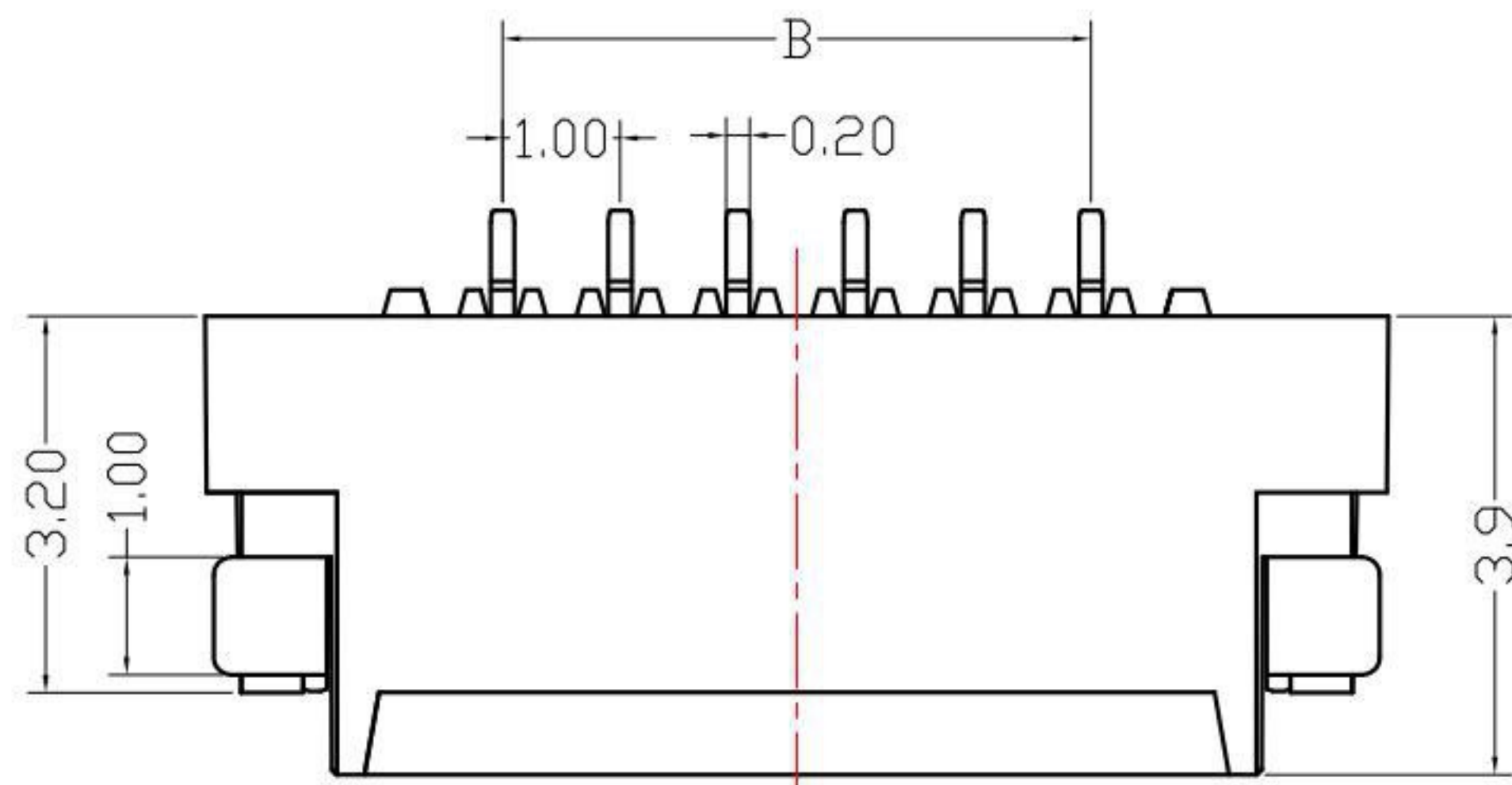
1.2 CONTACT: BRASS

1.3 SOLDER PAD: BRASS

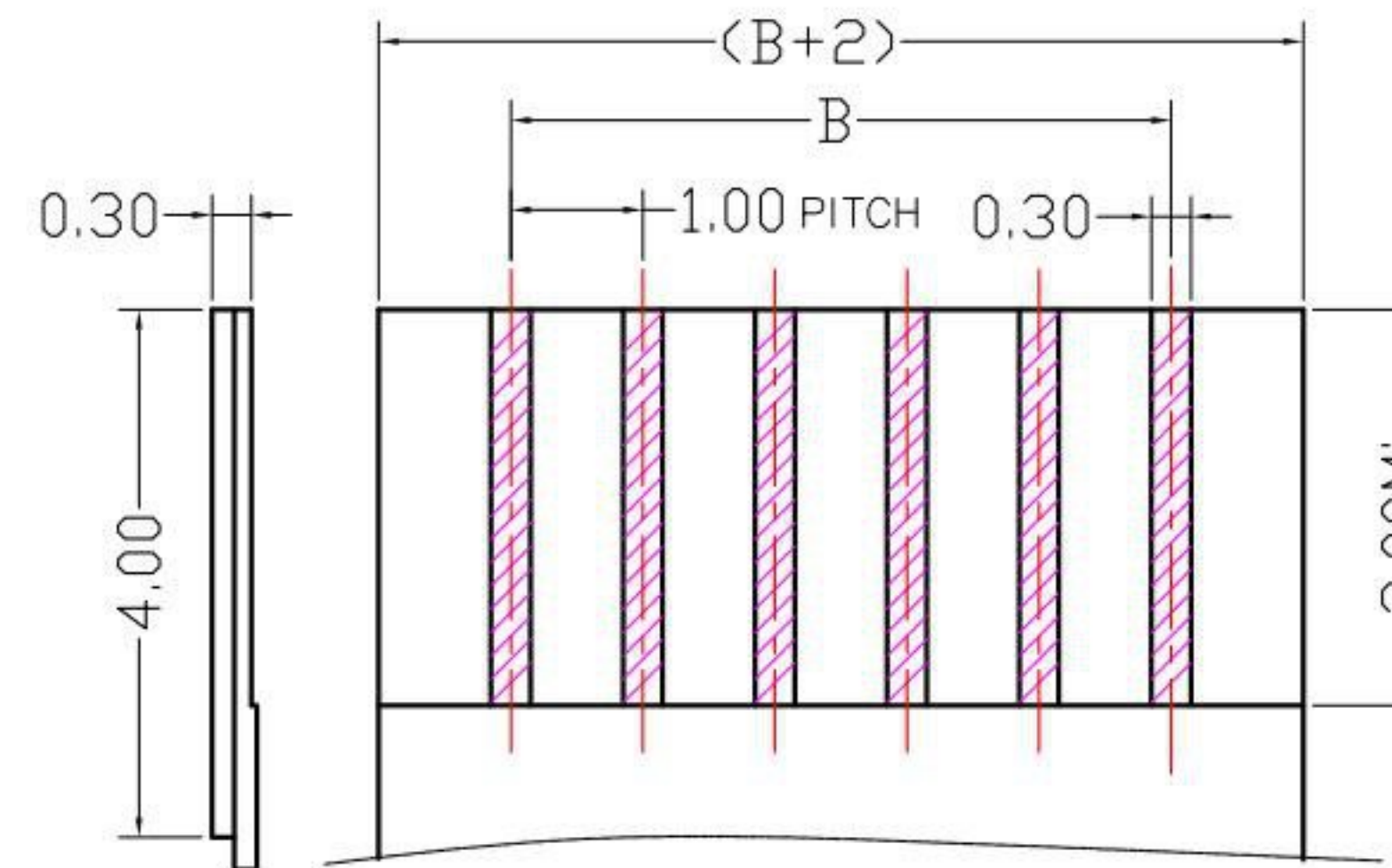
2. PLATING:

2.1 CONTACT: TIN PLATED ON NICKEL OVERALL

2.1 SOLDER PAD: TIN PLATED ON NICKEL OVERALL



Recommended P.C.B Layout



Applicable FPC

PART NO.	Dimension		
	A	B	C
4P	8.03	3.00	5.07
5P	9.03	4.00	6.07
6P	10.03	5.00	7.07
7P	11.03	6.00	8.07
8P	12.03	7.00	9.07
9P	13.03	8.00	10.07
10P	14.03	9.00	11.07
11P	15.03	10.00	12.07
12P	16.03	11.00	13.07
13P	17.03	12.00	14.07
14P	18.03	13.00	15.07
15P	19.03	14.00	16.07
16P	20.03	15.00	17.07
17P	21.03	16.00	18.07
18P	22.03	17.00	19.07
19P	23.03	18.00	20.07
20P	24.03	19.00	21.07
21P	25.03	20.00	22.07
22P	26.03	21.00	23.07
23P	27.03	22.00	24.07
24P	28.03	23.00	25.07
25P	29.03	24.00	26.07
26P	30.03	25.00	27.07
27P	31.03	26.00	28.07
28P	32.03	27.00	29.07
29P	33.03	28.00	30.07
30P	34.03	29.00	31.07

ITEM NO.	DESCRIPTION	DRAWN	DATE
3	更新Applicable FPC尺寸標示	Jack	122221
2	更新Applicable FPC	Jack	090921
1	新增SOLDER PAD鍍層	Jack	081821

**KSD** 科斯达电子科技有限公司  
 SWITCH CONNECTOR 全球互联零组件制造企业  
**KSD ELECTRONIC TECHNOLOGY Co., LTD**

TOLERANCE UNLESS OTHERWISE STATED:  
 Up to 5 ±0.2  
 Above 5 ~ 15 ±0.3  
 Above 15 ~ 30 ±0.4  
 Above 30 ~ 50 ±0.5  
 Angle ±0.3°

3RD. ANGEL'S

UNITS MM

DRAWN BY:	DATE	MAT'L	TITLE	CONNECTOR
Jack Lu	12/22/21			
CHECKED BY:	DATE	FINISH	MODLE	FPC 1.0mm 雙接觸 H:1.50mm
Jacky Chen	12/22/21			
APPROVED BY:	DATE	SCALE	DWG NO.	FPC10D-15xx-N-S304
Tony Kao	12/22/21	1:1	PART NO.	FPC10D-15xx-N-S304
SHEET NO.		1 of 1	SIZE	A4
			VER	R3