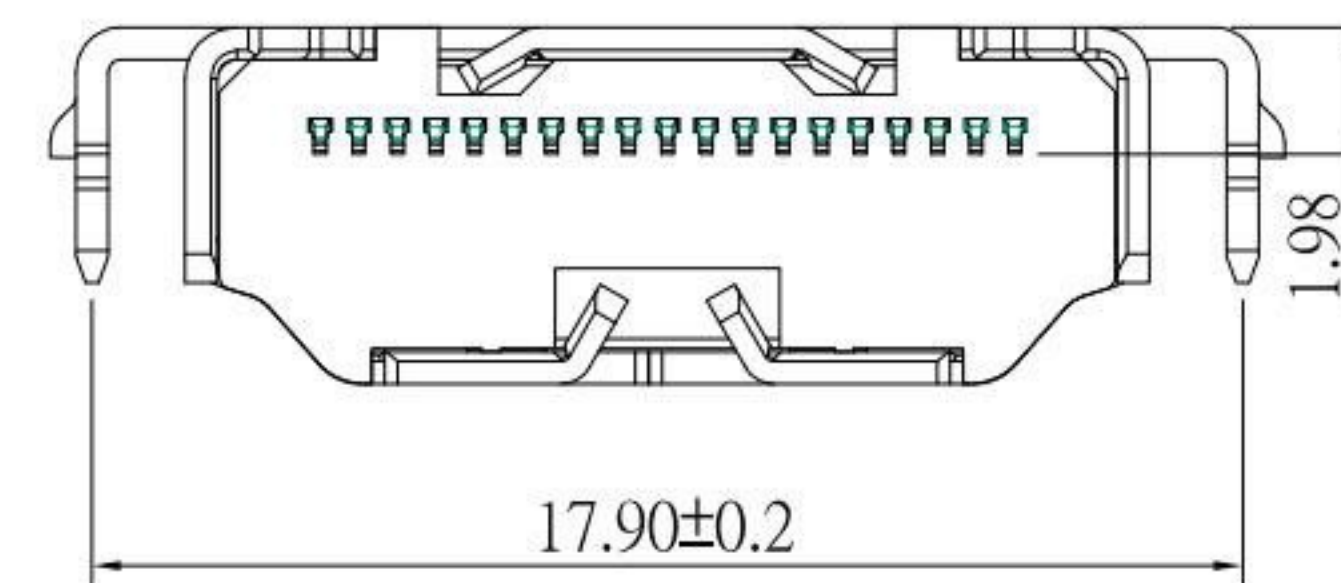
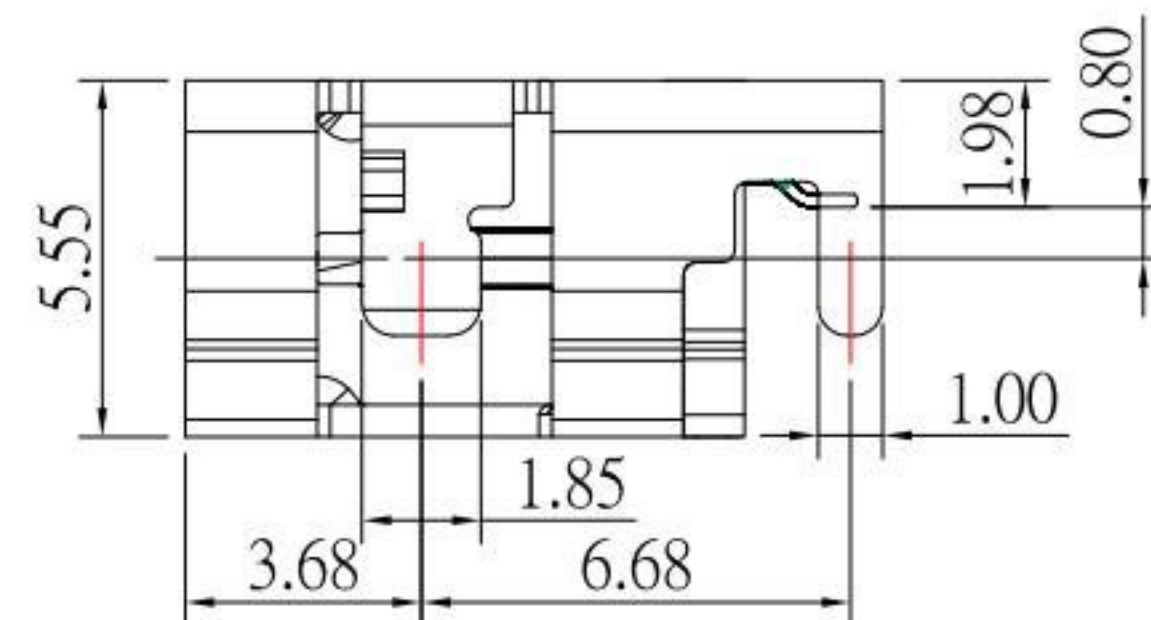
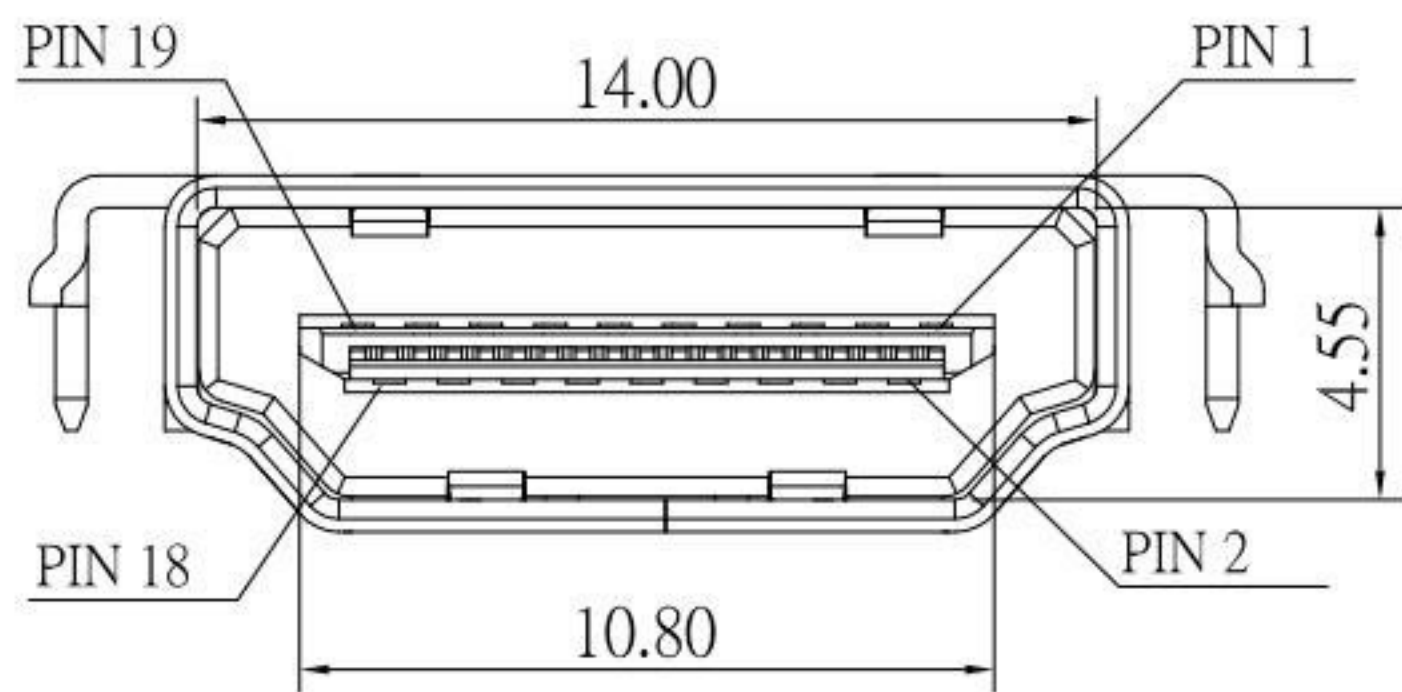
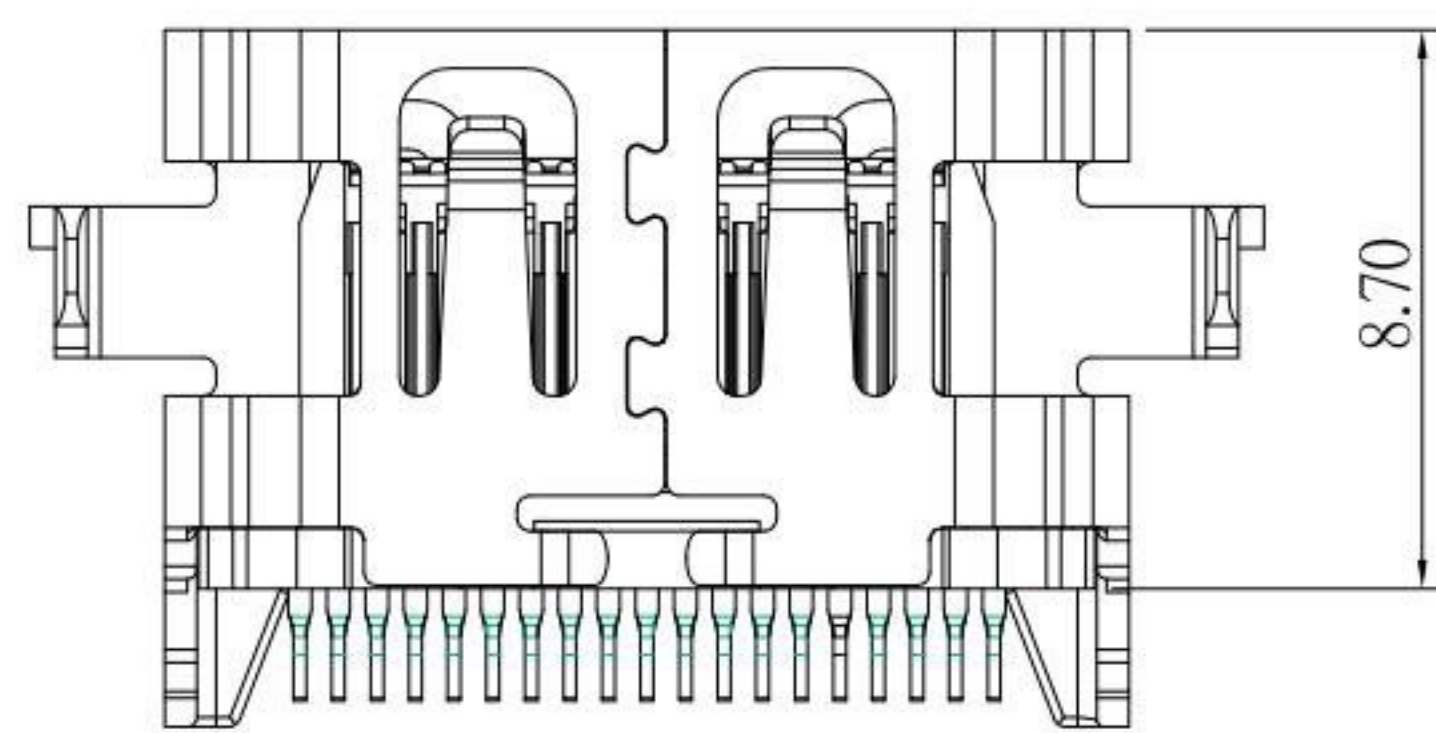


RECOMMENDED P.C.B. LAYOUT



NOTE:

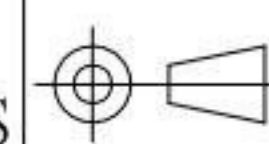
- 1.MATERIAL:
  - 1.1 HOUSING: LCP
  - 1.2 CONTACT: BRASS
  - 1.3 SHEEL: SPCC
- 2.PLATING :
  - 2.1 CONTACT: PLATED GOLD IN MATING AREA ;  
TIN PLATED ON SOLDER BALLS ;  
NICKEL UNDER PLATED OVERALL
  - 2.2 SHELL: NICKEL UNDER PLATED SURFACE LAYER  
OR GOLD UNDER PLATED SURFACE LAYER
- 3.MECHANICAL:
  - 3.1 INSERTION FORCE: 4.5 Kgf MAX
  - 3.2 WITHDRAWAL FORCE: 1.0 ~ 4.0 Kgf
- 4.ELECTRICAL:
  - 4.1 CONTACT RESISTANCE: 30 mΩ Max
  - 4.2 INSULATION RESISTANCE: 100MΩ Min
  - 4.3 DIELECTRIC WITHSTANDING VOLTAGE: 500V AC / minute



**KSD** 科斯达电子科技有限公司  
 SWITCH CONNECTOR KSD ELECTRONIC TECHNOLOGY Co., LTD  
 全球 互联零组件制造企业

TOLERANCE UNLESS OTHERWISE STATED :  
 Up to 5 ±0.2  
 Above 5 ~ 15 ±0.3  
 Above 15 ~ 30 ±0.4  
 Above 30 ~ 50 ±0.5  
 Angle ±0.3°

3RD. ANGEL'S



UNITS MM

DRAWN BY: Jack Lu  
 DATE: 05/17/22  
 CHECKED BY: Jacky Chen  
 DATE: 05/17/22  
 APPROVED BY: Tony Kao  
 DATE: 05/17/22

MAT'L		TITLE	CONNECTOR
FINISH		MODLE	HDMI2.1 AF MID-MOUNT CL-0.8mm
SCALE	1 : 1	DWG NO.	HD2-19P-SND1IHF-S165
SHEET NO.	1 of 1	PART NO.	HD2-19P-SND1IHF-S165

SIZE A4  
 VER R1

1	更新料號	Jack	051722
ITEM NO.	DESCRIPTION	DRAWN	DATE