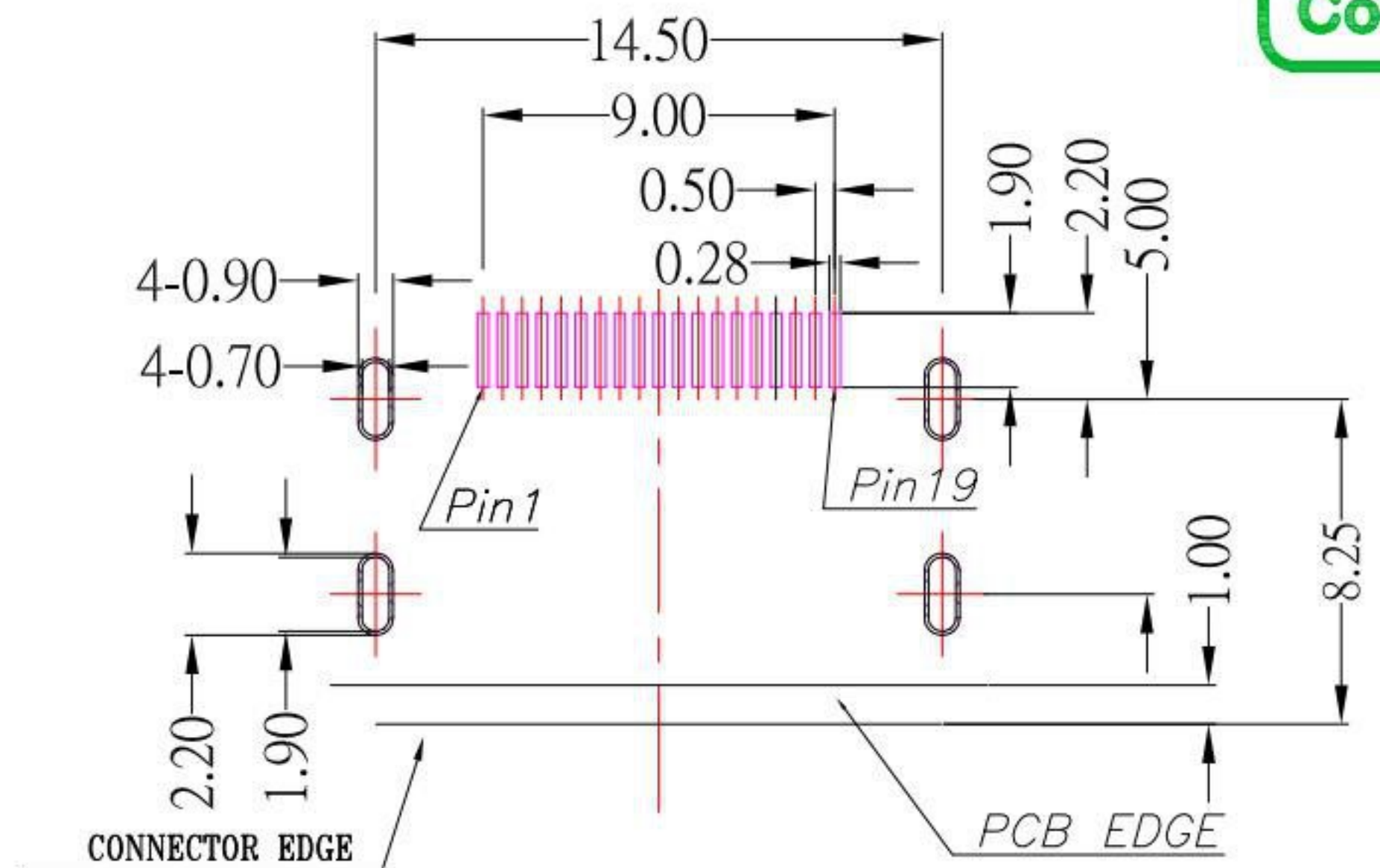


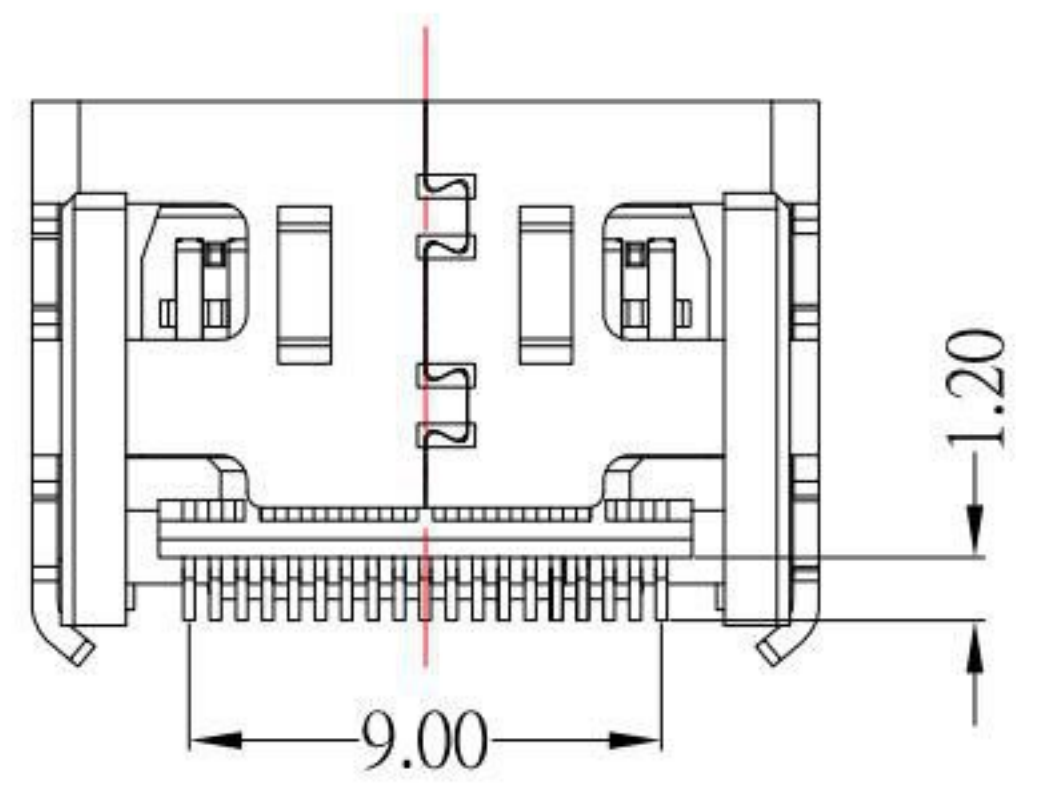
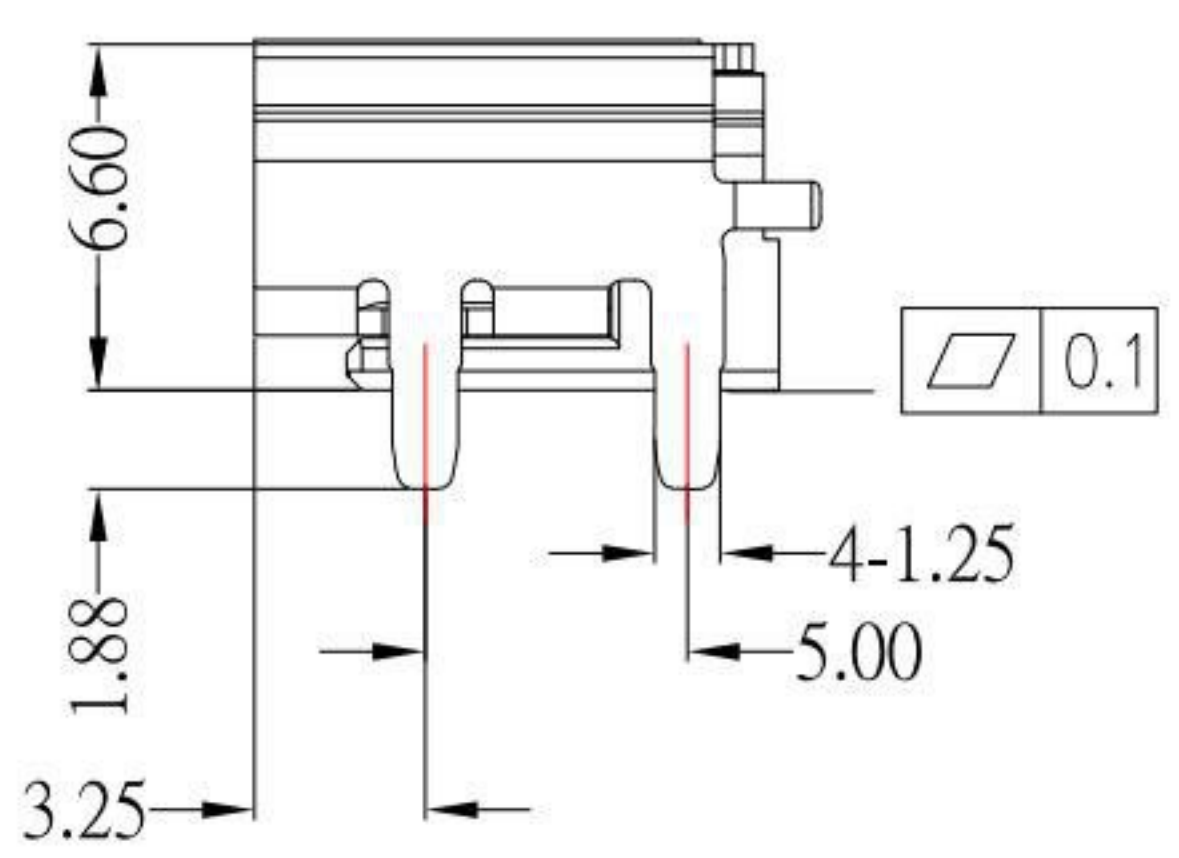
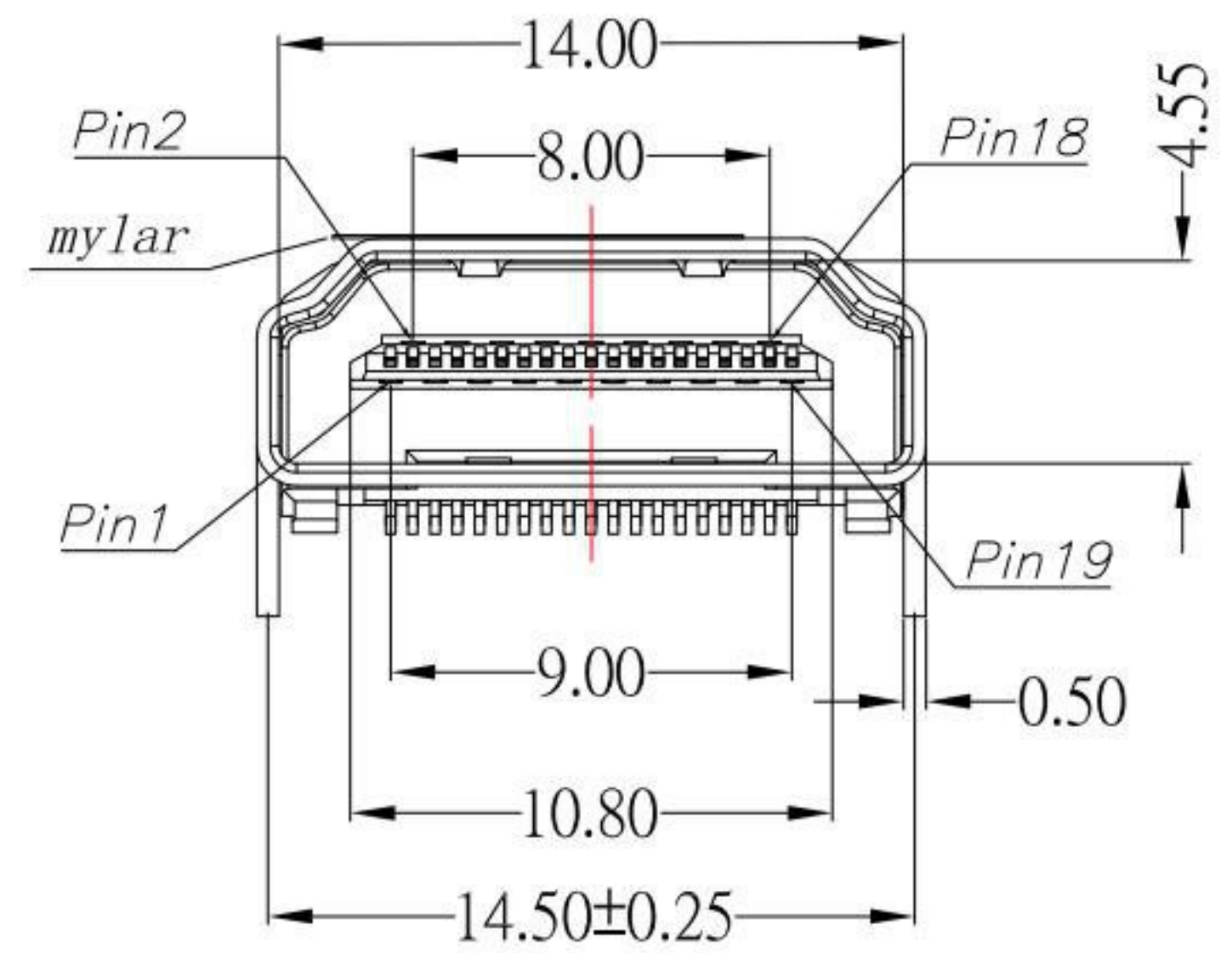
HDMI-19P-RV1-x-S165

鍍層厚度:

Blank	: 1u"
2	: 15u"
3	: 30u"



RECOMMENDED PCB LAYOUT (TOP VIEW)



NOTE:

- 1.MATERIAL:
 - 1.1 HOUSING: LCP, BLACK
 - 1.2 CONTACT: BRASS
 - 1.3 SHEEL: BRASS
- 2.PLATING :
 - 2.1 CONTACT: PLATED GOLD IN MATING AREA ;
TIN PLATED ON SOLDER BALLS ;
NICKEL UNDER PLATED OVERALL
 - 2.2 SHELL: NICKEL UNDER PLATED SURFACE LAYER
- 3.MECHANICAL:
 - 3.1 INSERTION FORCE: 4.5 Kgf MAX
 - 3.2 WITHDRAWAL FORCE: 1.0 ~ 4.0 Kgf
- 4.ELECTRICAL:
 - 4.1 RATING: 40V,0.5A
 - 4.2 CONTACT RESISTANCE: 30 mΩ Max
 - 4.3 INSULATION RESISTANCE: 100MΩ Min
 - 4.4 DIELECTRIC WITHSTANDING VOLTAGE: 500V AC / minute
 - 4.5 OPERATING TEMPERATURE: -25°C~ 85°C

KSD 科斯达电子科技有限公司
 SWITCH CONNECTOR KSD ELECTRONIC TECHNOLOGY Co., LTD
 全球 互联零组件制造企业

TOLERANCE UNLESS OTHERWISE STATED:	Up to 5 ±0.2	3RD. ANGEL'S	UNITS	MM
	Above 5 ~ 15 ±0.3			
	Above 15 ~ 30 ±0.4			
	Above 30 ~ 50 ±0.5			
	Angle ±0.3°			

DRAWN BY:	DATE	MAT'L	TITLE	CONNECTOR
Jack Lu	09/27/21			
CHECKED BY:	DATE	FINISH	MODLE	HDMI A TYPE FEMALE
Jacky Chen	09/27/21			
APPROVED BY:	DATE	SCALE	DWG NO.	HDMI-19P-RV1-x-S165
Tony Kao	09/27/21	1 : 1	PART NO.	HDMI-19P-RV1-x-S165
		SHEET NO.	1 of 1	
				SIZE A4
				VER R

ITEM NO.	DESCRIPTION	DRAWN	DATE