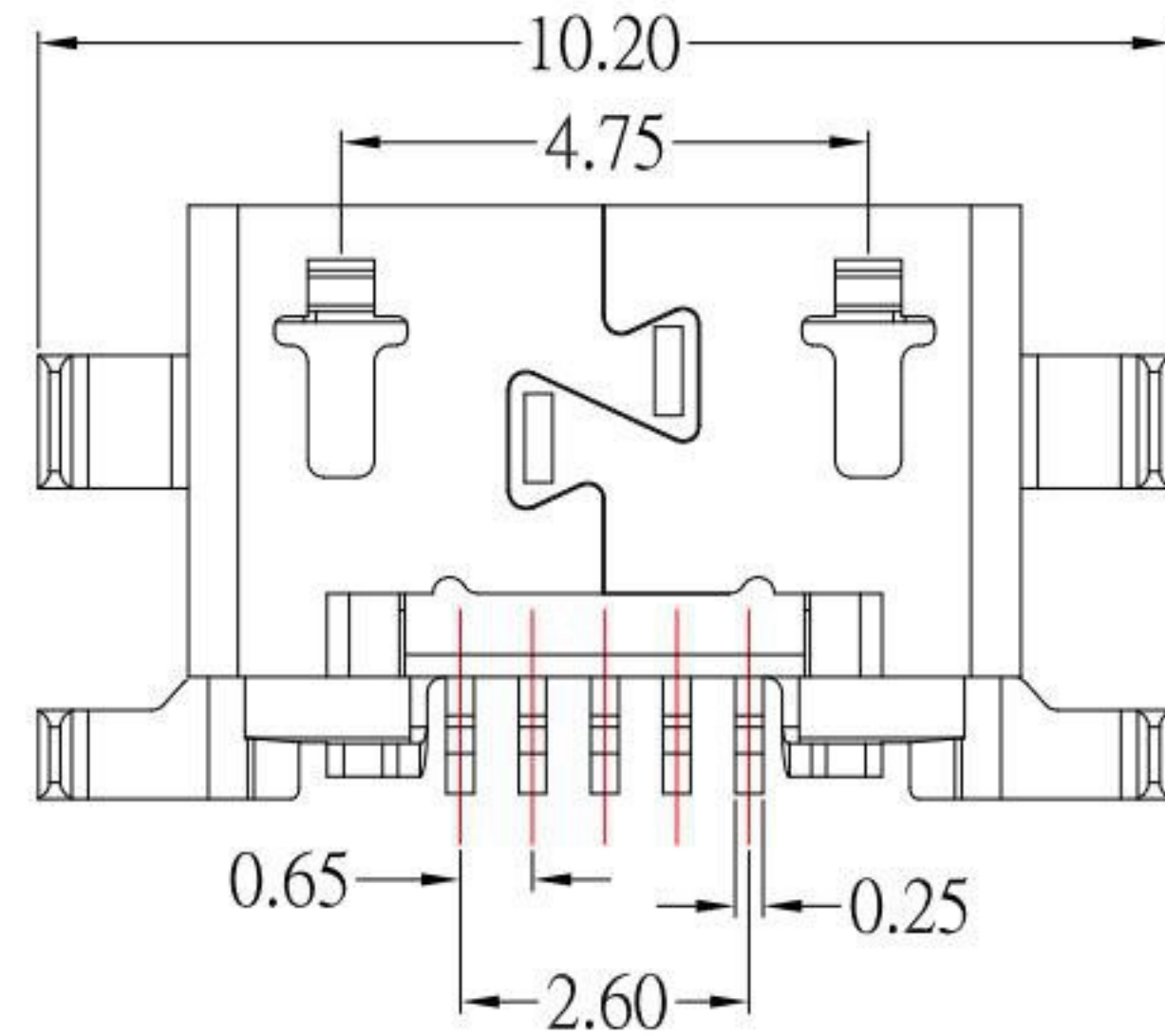
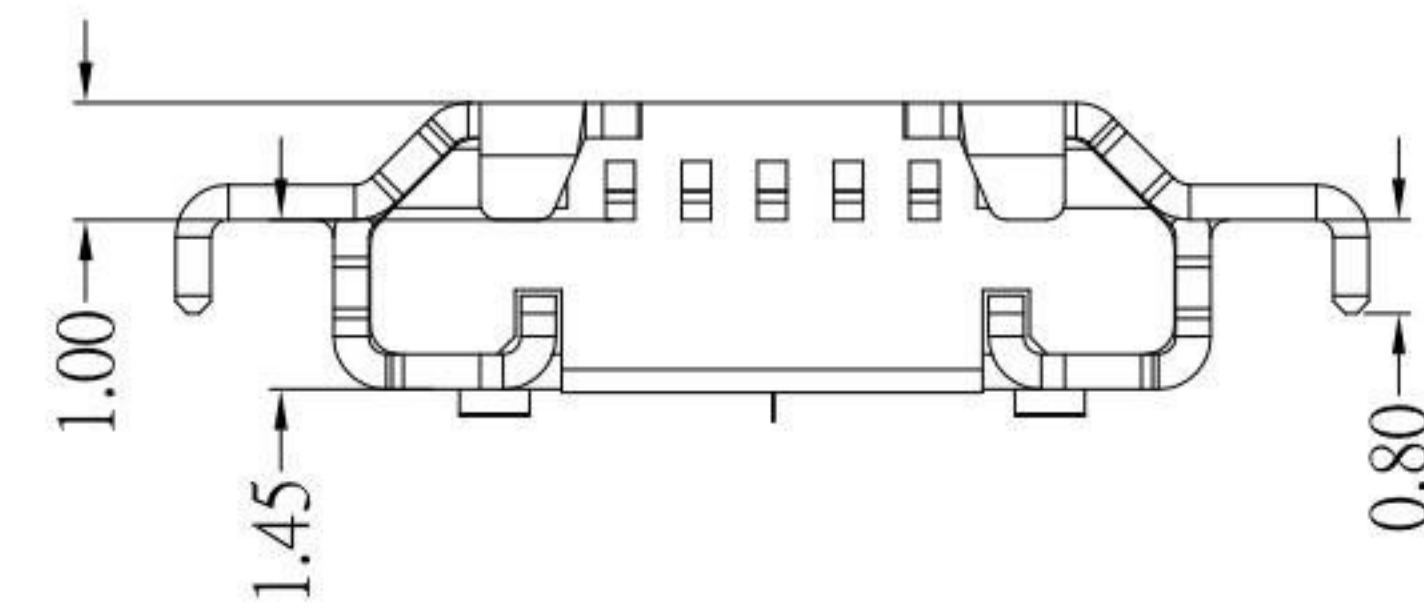
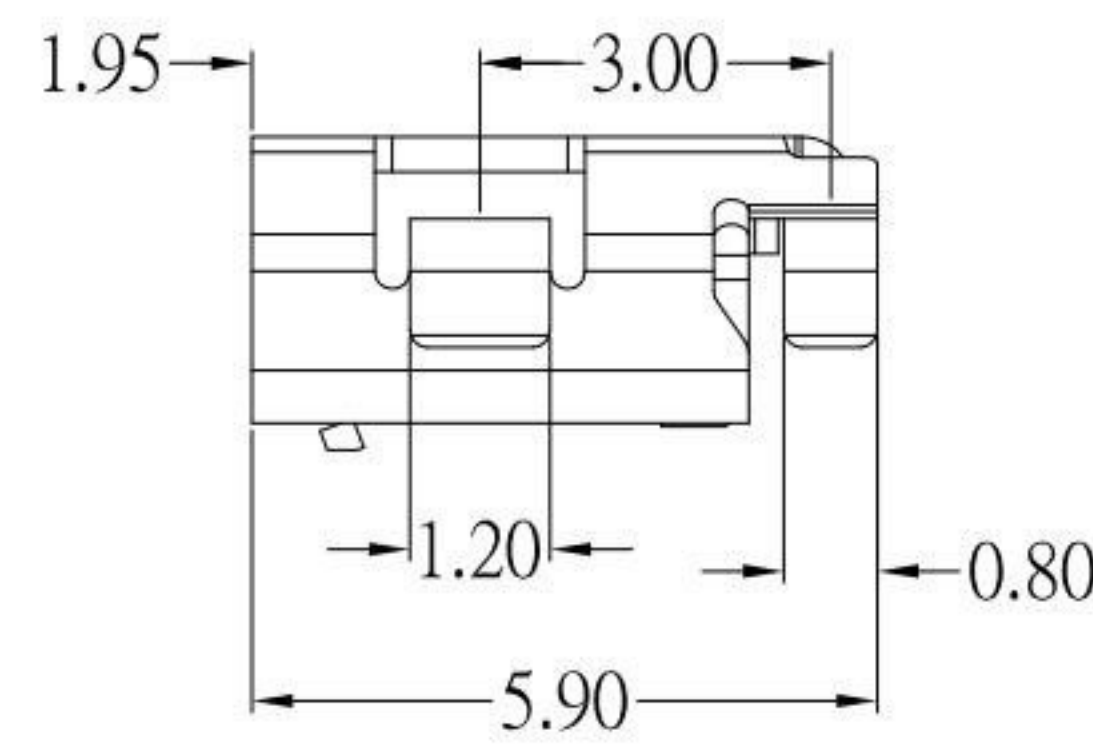
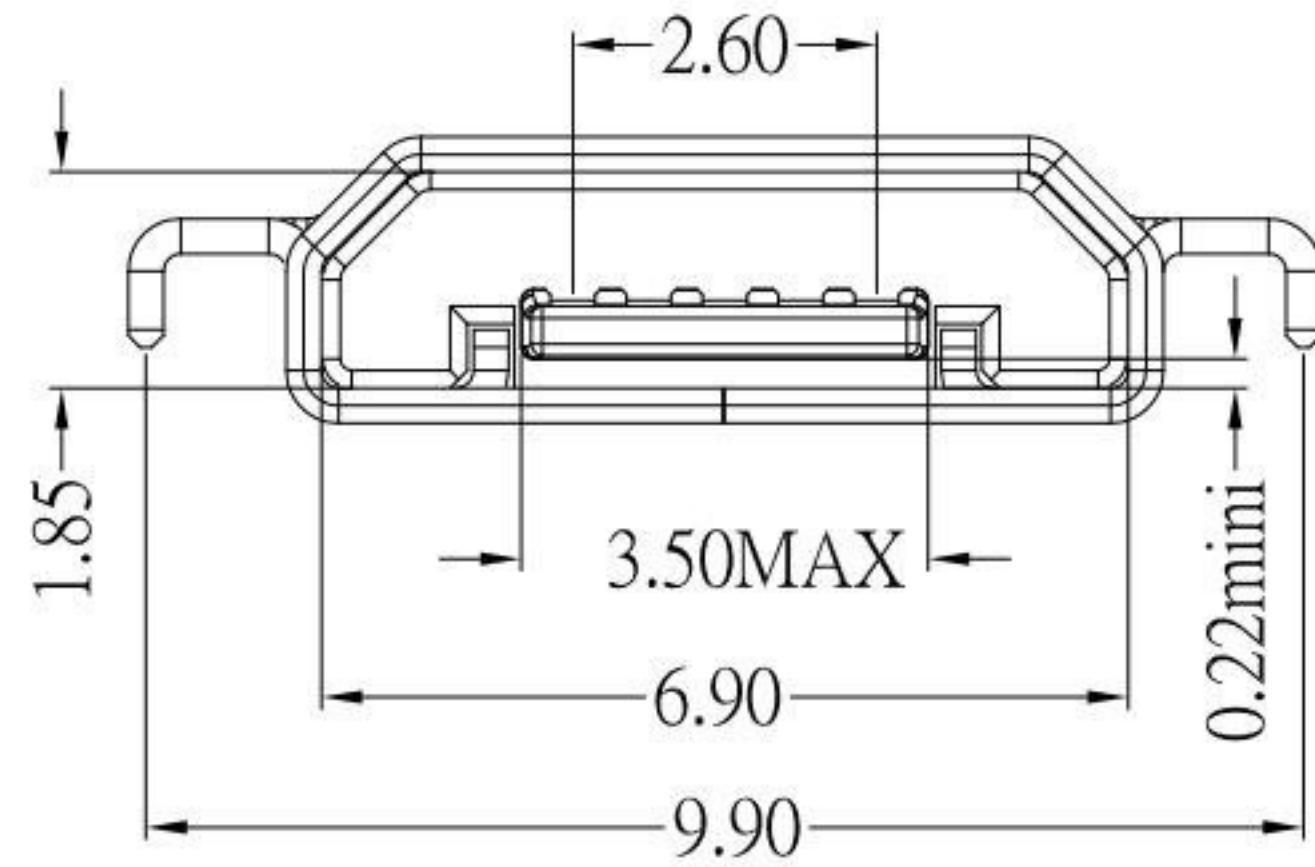
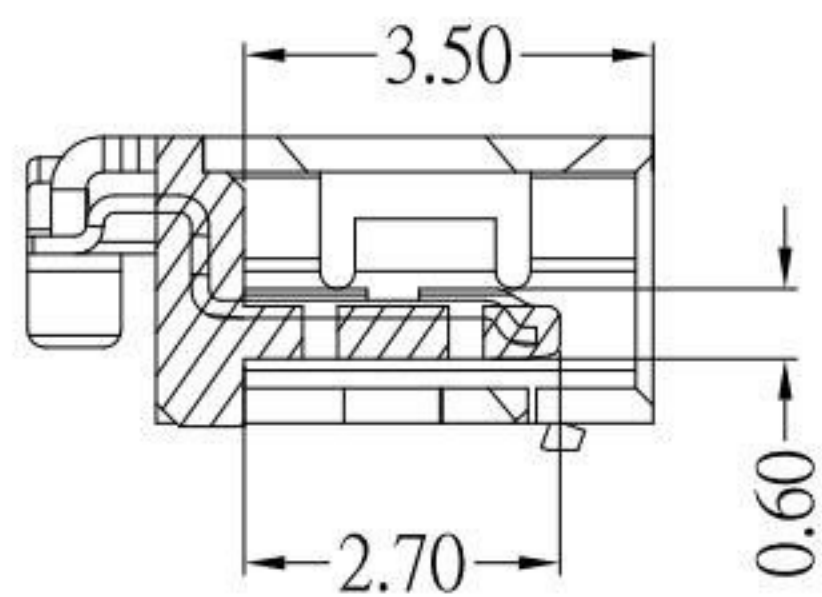


P.C.B LAYOUT MOUNTING PATTERN



NOTES:

1.MATERIAL:

- 1.1 HOUSING: PA9T,BLACK
- 1.2 CONTACT: PHOSPHOR BRONZE
- 1.3 SHELL: SUS

2.Finish:

- 2.1 CONTACT: PLATED GOLD IN MATING AREA ;  
TIN PLATED ON SOLDER BALLS ;  
NICKEL UNDER PLATED OVERALL
- 2.2 SHELL: TIN UNDER PLATED SURFACE LAYER

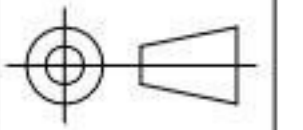
3.SPECIFICATION:

- 3.1 CURRENT RATING: 1.8 A MAX(PIN 1 & 5)  
1.0 A MAX(PIN 2 & 3 & 4)
- 3.2 VOLTAGE RATING: 100V AC
- 3.3 CONTACT RESISTANCE: 30 mΩ MAX.
- 3.4 INSULATION RESISTANCE: 100 MΩ MIN.
- 3.5 TEMPERATURE RANGE: -30°C ~ +80°C

**KSD** 科斯达电子科技有限公司  
SWITCH CONNECTOR KSD ELECTRONIC TECHNOLOGY Co., LTD  
全球 互联零组件制造企业

TOLERANCE UNLESS OTHERWISE STATED:  
Up to 5 ±0.2  
Above 5 ~ 15 ±0.3  
Above 15 ~ 30 ±0.4  
Above 30 ~ 50 ±0.5  
Angle ±0.3°

3RD. ANGEL'S



UNITS MM

DRAWN BY: Jack Lu  
CHECKED BY: Jacky Chen  
APPROVED BY: Tony Kao

DATE: 11/02/22  
DATE: 11/02/22  
DATE: 11/02/22

MAT'L  
FINISH  
SCALE: 1:1  
SHEET NO. 1 of 1

TITLE: CONNECTOR  
MODLE: MICRO USB 反向沉板無捲邊 外殼霧錫  
DWG NO.: MRUSB-5B-M12RV-S347  
PART NO.: MRUSB-5B-M12RV-S347

SIZE: A4  
VER: R

ITEM NO. DESCRIPTION DRAWN DATE

A B C D E F G H I J