

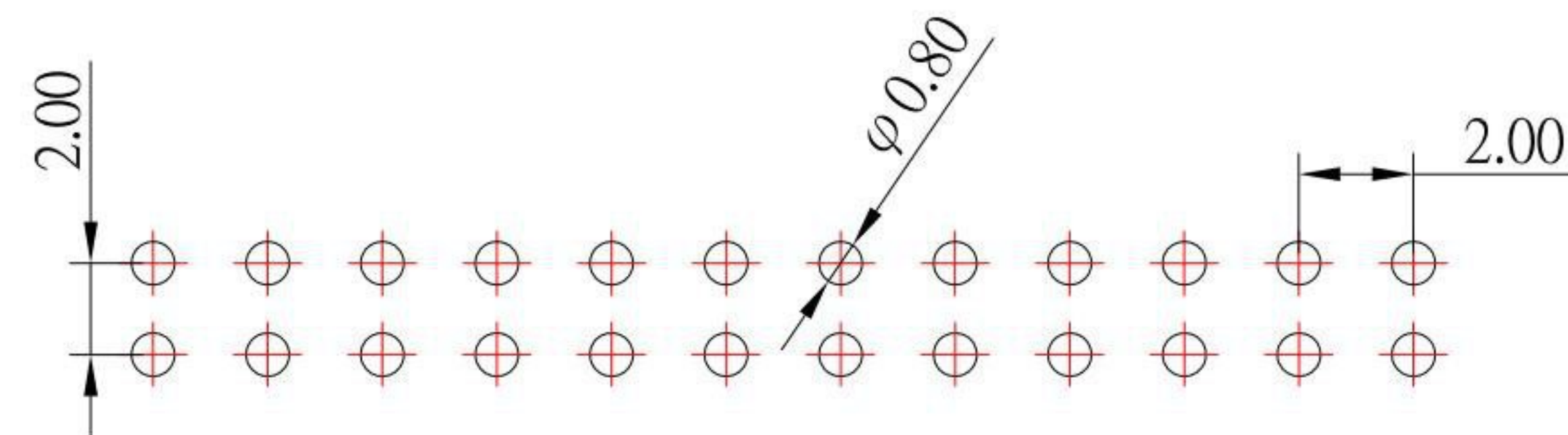
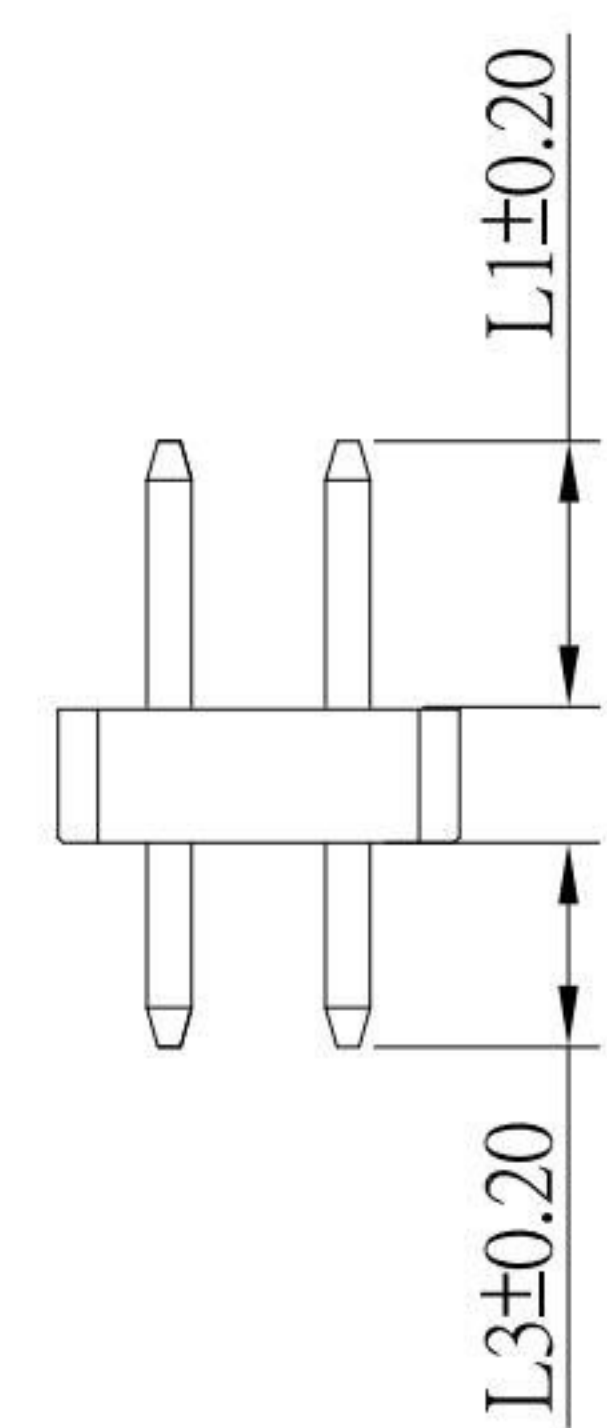
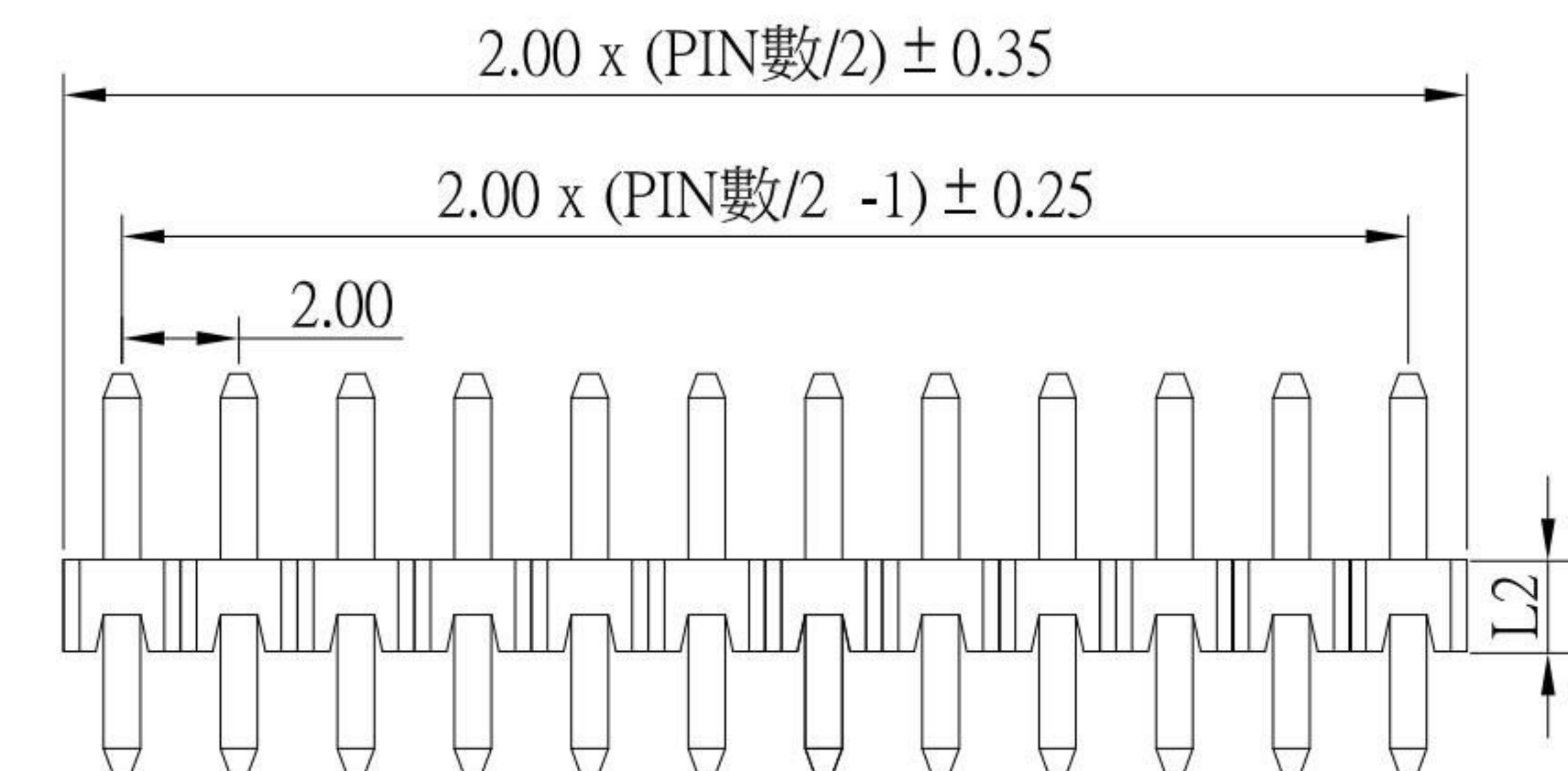
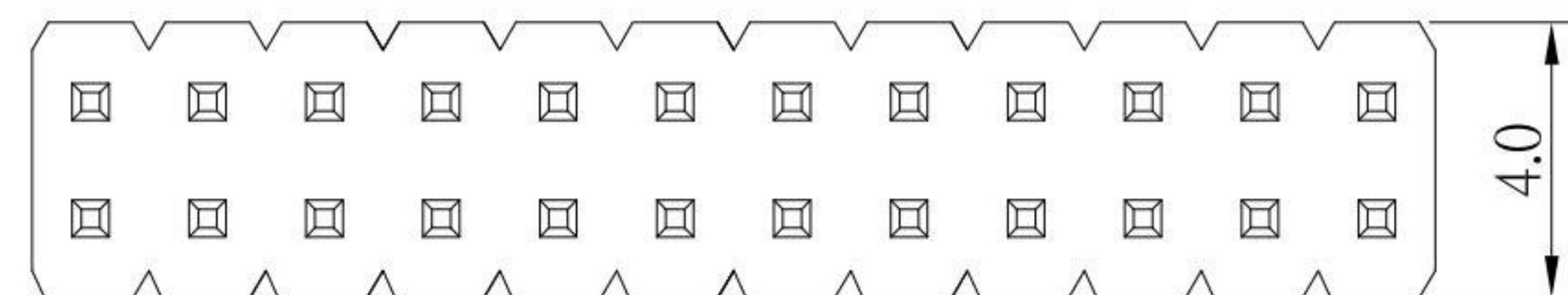


PH-B11-32xxx-S304

L高度選項

PIN數選項

	L1	L2	L3
A	4.00	2.00	2.80
B	5.00	2.00	1.50
C	3.80	2.00	3.00
D	3.00	3.50	3.00
E	4.00	1.50	2.80
F	8.00	2.00	2.80
G	7.00	2.00	2.80
H	4.00	2.00	2.20
J	2.00	2.00	2.80



PCB LAYOUT

Specifications

1. Current Rating : 1.5 Amp
2. Insulator Resistance : 1000 MΩ Min.
3. Contact Resistance : 20 mΩ Max.
4. Dielectric Withstanding : AC 500 V
5. Operating Temperature : -40°C ~ +105°C

Materials:

1. Contact Material : Brass, Au over Ni
2. Insulator Material : PA6T

7	更新圖面樣式	Jack	022521
6	新增"J"選項	Jack	030419
5	新增"H"選項	Jack	011819
4	新增"G"選項	Jack	052518
3	新增"F"選項	Jack	102017
2	新增"E"選項	Jack	092817
1	新增"D"選項	Jack	041216
ITEM NO.	DESCRIPTION	DRAWN	DATE

KSD 科斯达电子科技有限公司
 SWITCH CONNECTOR 全球互聯零組件製造企業
 KSD ELECTRONIC TECHNOLOGY Co., LTD

TOLERANCE UNLESS OTHERWISE STATED:
 Up to 5 ±0.2
 Above 5 ~ 15 ±0.3
 Above 15 ~ 30 ±0.4
 Above 30 ~ 50 ±0.5
 Angle ±0.3°

3RD. ANGEL'S

UNITS MM

DRAWN BY:	DATE	MAT'L	TITLE	Pin Header
Jack Lu	02/25/21			
CHECKED BY:	DATE	FINISH	MODLE	2.0排針 雙排 V/T DIP
Jacky Chen	02/25/21			
APPROVED BY:	DATE	SCALE	DWG NO.	PH-B11-32xxx-S304
Tony Kao	02/25/21	1 : 1		
SHEET NO.	1 of 1	PART NO.	PH-B11-32xxx-S304	SIZE A4
				VER R7