

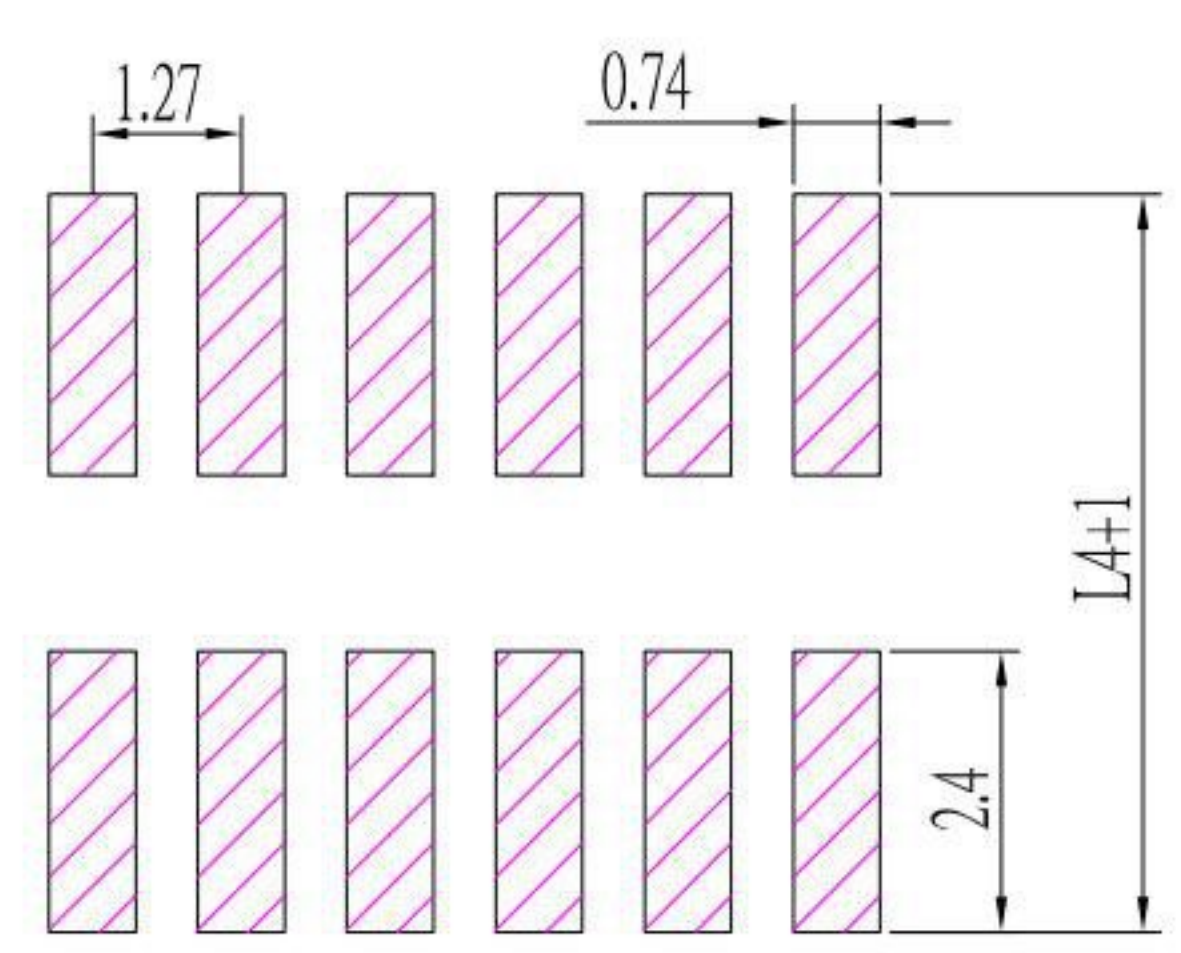
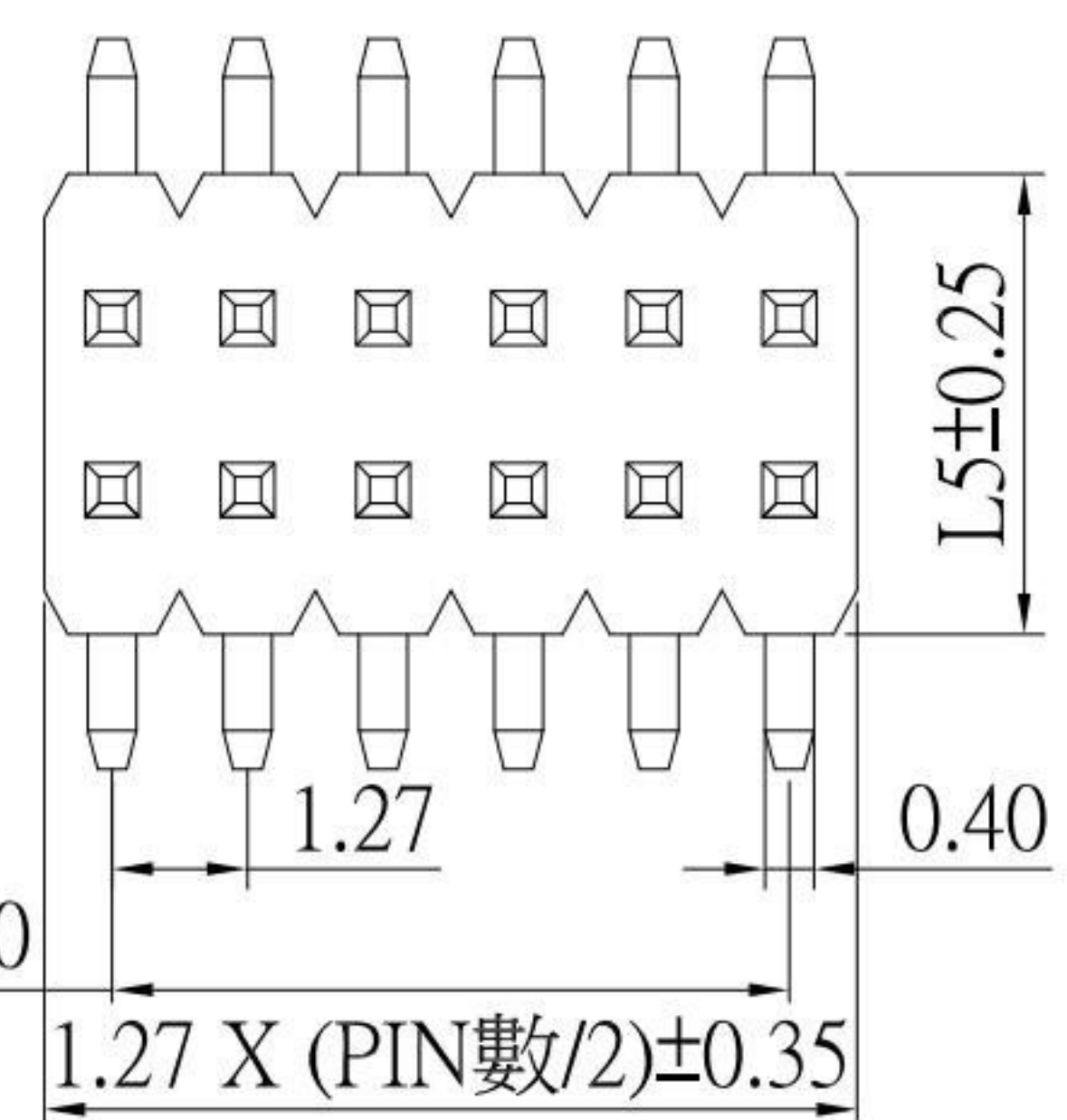


PH-C31-x2xxx-S304

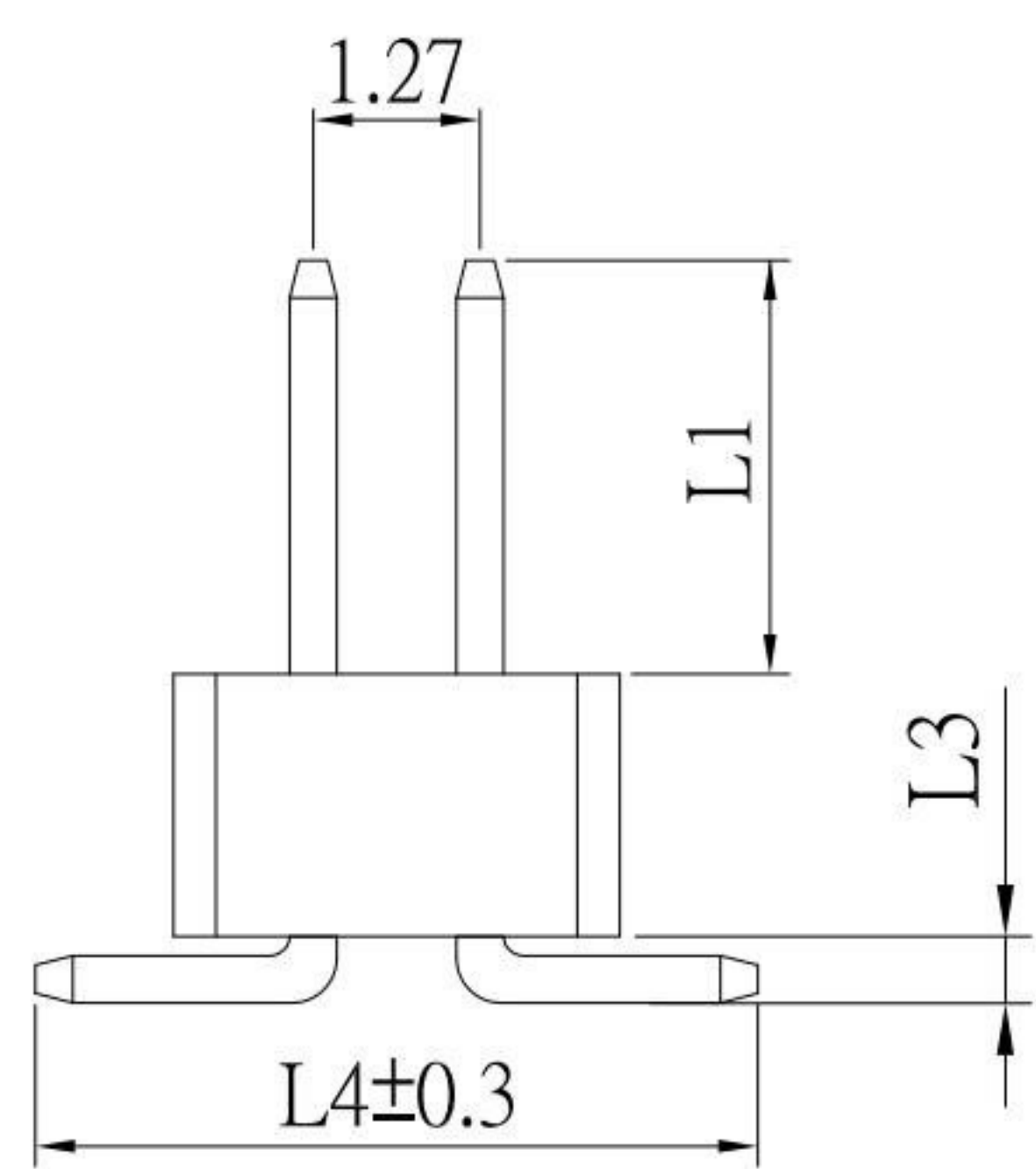
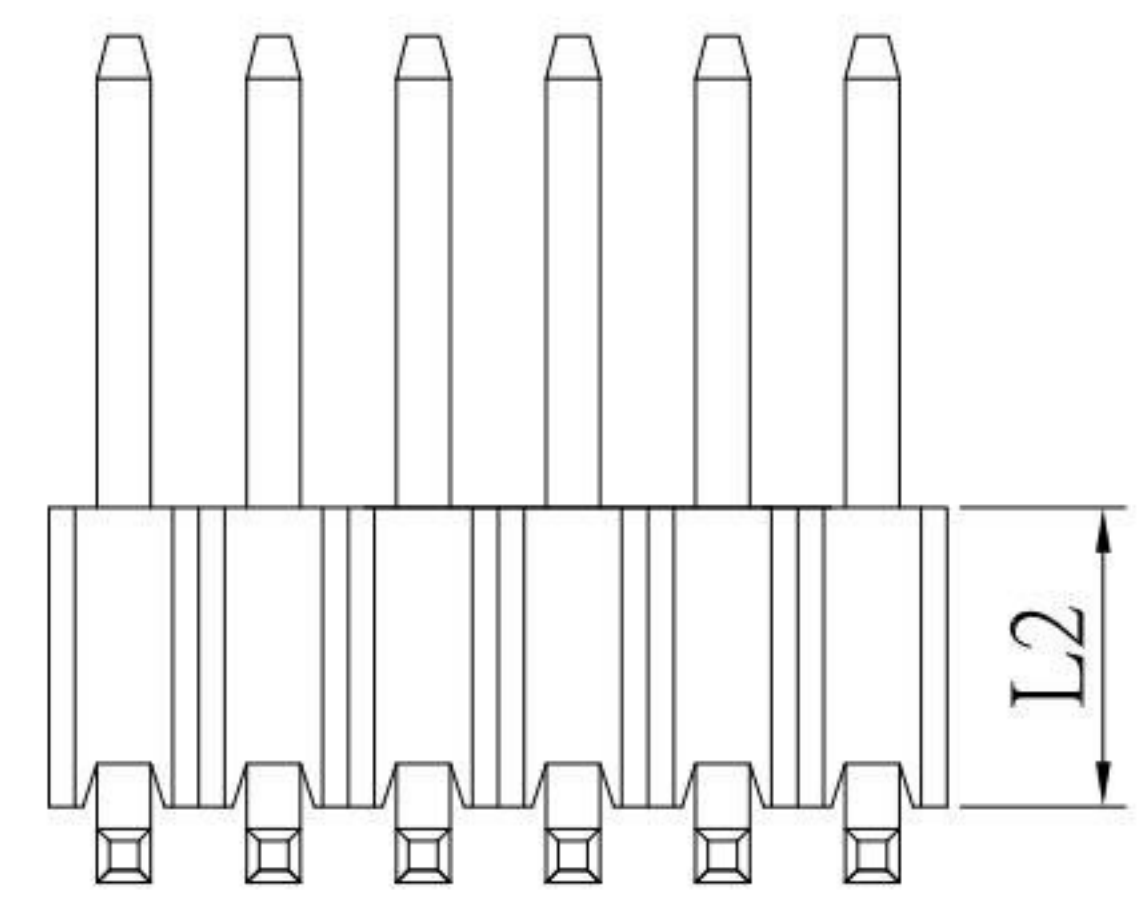
Insulator Material: 2 : LCP
3 : PA6T

PIN數

	L1	L2	L3	L4	L5
A	1.9mm	1.0mm	0.4mm	5.5mm	3.1mm
B	3.0mm	2.5mm	0.4mm	5.5mm	3.1mm
C	4.0mm	2.0mm	0.5mm	5.5mm	3.1mm
D	3.0mm	1.0mm	0.4mm	5.5mm	3.1mm
E	3.0mm	1.0mm	0.6mm	5.5mm	3.1mm
F	4.0mm	2.5mm	1.3mm	5.5mm	3.1mm
G	4.0mm	2.0mm	0.8mm	5.5mm	3.1mm
H	4.0mm	1.0mm	1.8mm	5.1mm	3.4mm
I	8.0mm	2.0mm	0.5mm	5.5mm	3.1mm
J	2.0mm	1.0mm	0.5mm	5.5mm	3.4mm
K	3.0mm	2.0mm	0.9mm	5.5mm	3.0mm
L	1.8mm	2.0mm	0.55mm	5.5mm	3.0mm
M	2.0mm	2.0mm	0.88mm	5.5mm	3.0mm
P	3.0mm	1.5mm	0.50mm	5.5mm	3.4mm
Q	6.0mm	2.5mm	0.50mm	5.5mm	3.4mm
R	11.0mm	2.5mm	0.40mm	5.5mm	3.0mm



RECOMMENDED PCB LAYOUT



Specifications

- Current Rating : 1.5 Amps
- Contact Resistance : 20 mΩ Max.
- Insulator Resistance : 1,000 MΩ Min.
- Dielectric Withstanding : AC 500 V
- Operating Temperature : -40°C ~ +105°C
- Contact Material : Brass
- Insulator Material : High-Temperature Plastic
- Plated : Au over Ni

10	新增PIN尺寸選項	Jack	042320	14	更新"F"尺寸選項	Jack	080122
9	更新Rating	Jack	042220	13	新增PIN尺寸選項	Jack	031621
8	新增PIN尺寸選項	Jack	042120	12	新增PIN尺寸選項	Jack	022221
7	新增PIN尺寸選項及材質選項	Jack	102519	11	新增PIN尺寸選項	Jack	101420

KSD 科斯达电子科技有限公司
SWITCH CONNECTOR KSD ELECTRONIC TECHNOLOGY Co., LTD
全球 互聯零組件製造企業

TOLERANCE UNLESS OTHERWISE STATED :
Up to 5 ±0.2
Above 5 ~ 15 ±0.3
Above 15 ~ 30 ±0.4
Above 30 ~ 50 ±0.5
Angle ±0.3

3RD. ANGEL'S

UNITS MM

DRAWN BY:	DATE	MAT'L	TITLE	PIN HEADER
Jack Lu	08/01/22			
CHECKED BY:	DATE	FINISH	MODLE	PH1.27, 雙排 SMT 2*X PIN數
Jacky Chen	08/01/22			
APPROVED BY:	DATE	SCALE	DWG NO.	PH-C31-x2xxx-S304
Tony Kao	08/01/22	1 : 1		
SHEET NO.	1 of 1	PART NO.	PH-C31-x2xxx-S304	SIZE A4
				VER R14