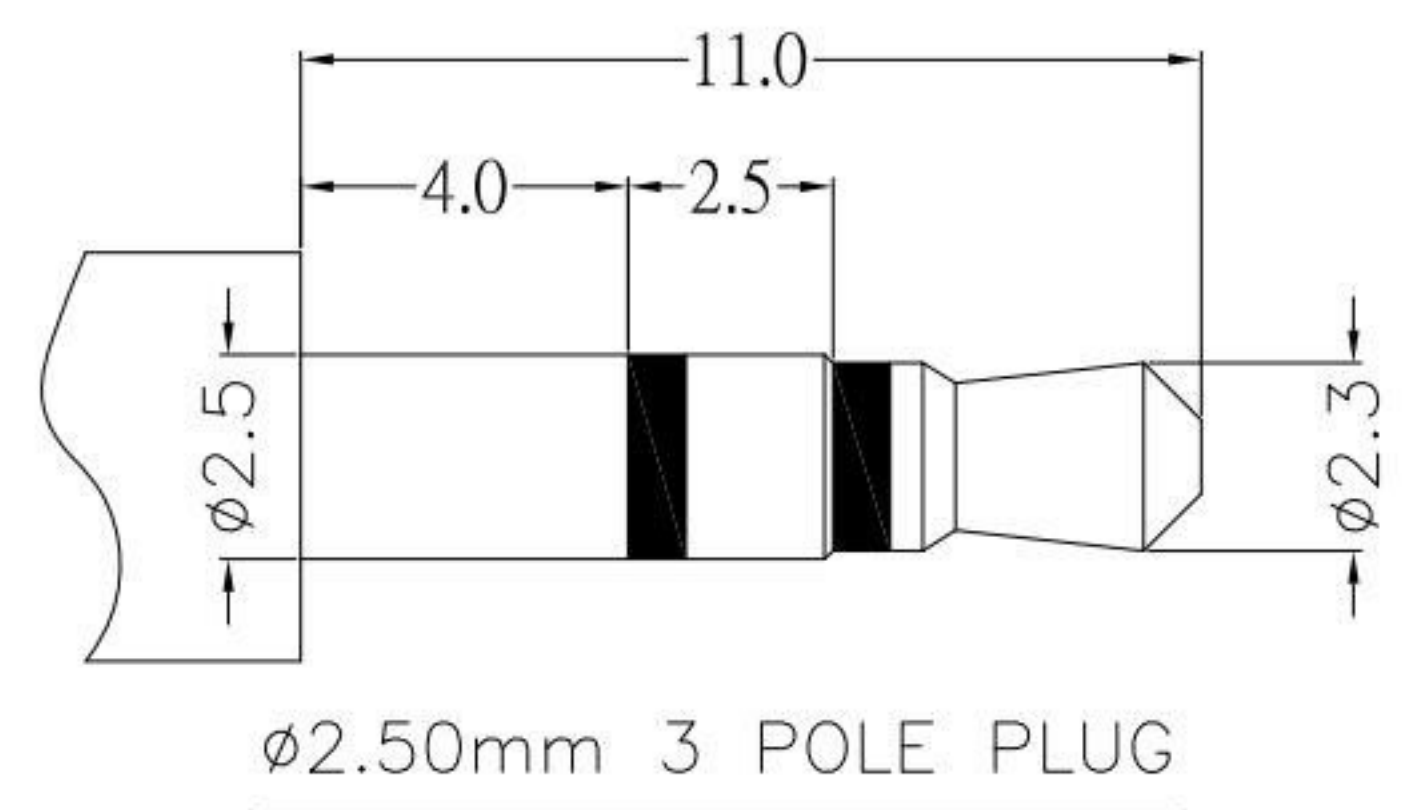
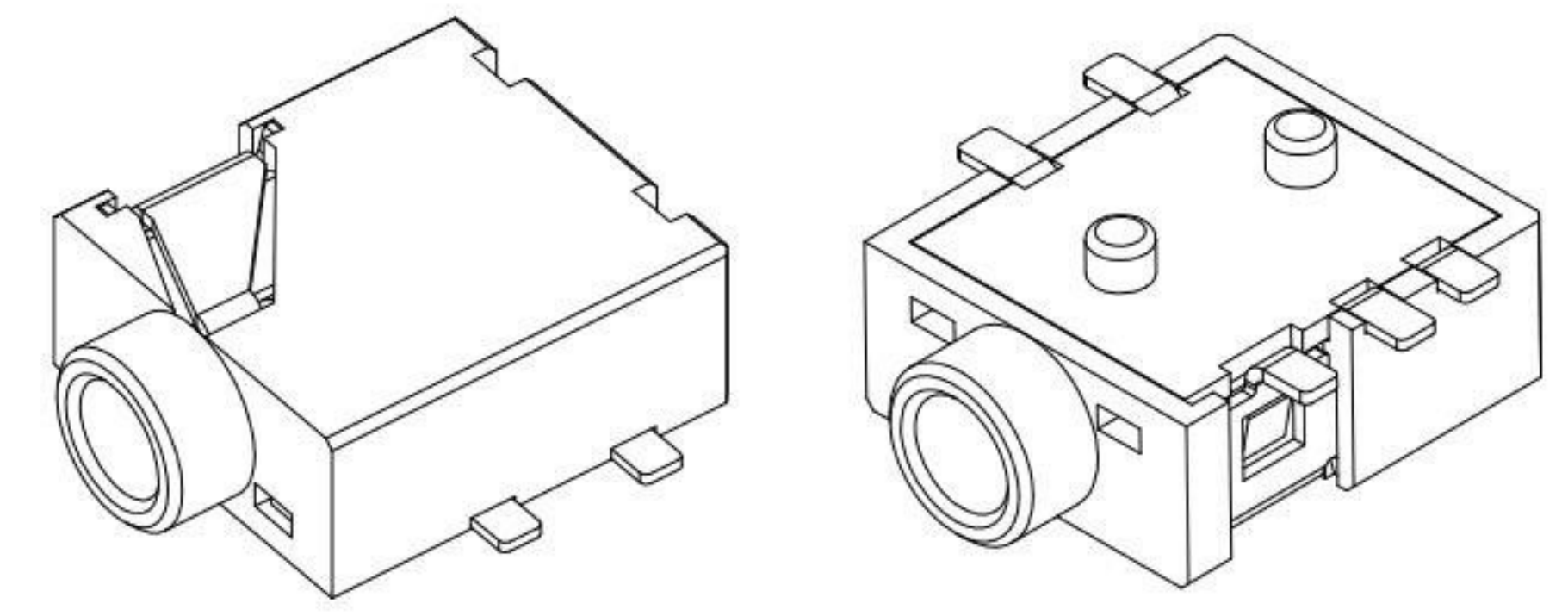
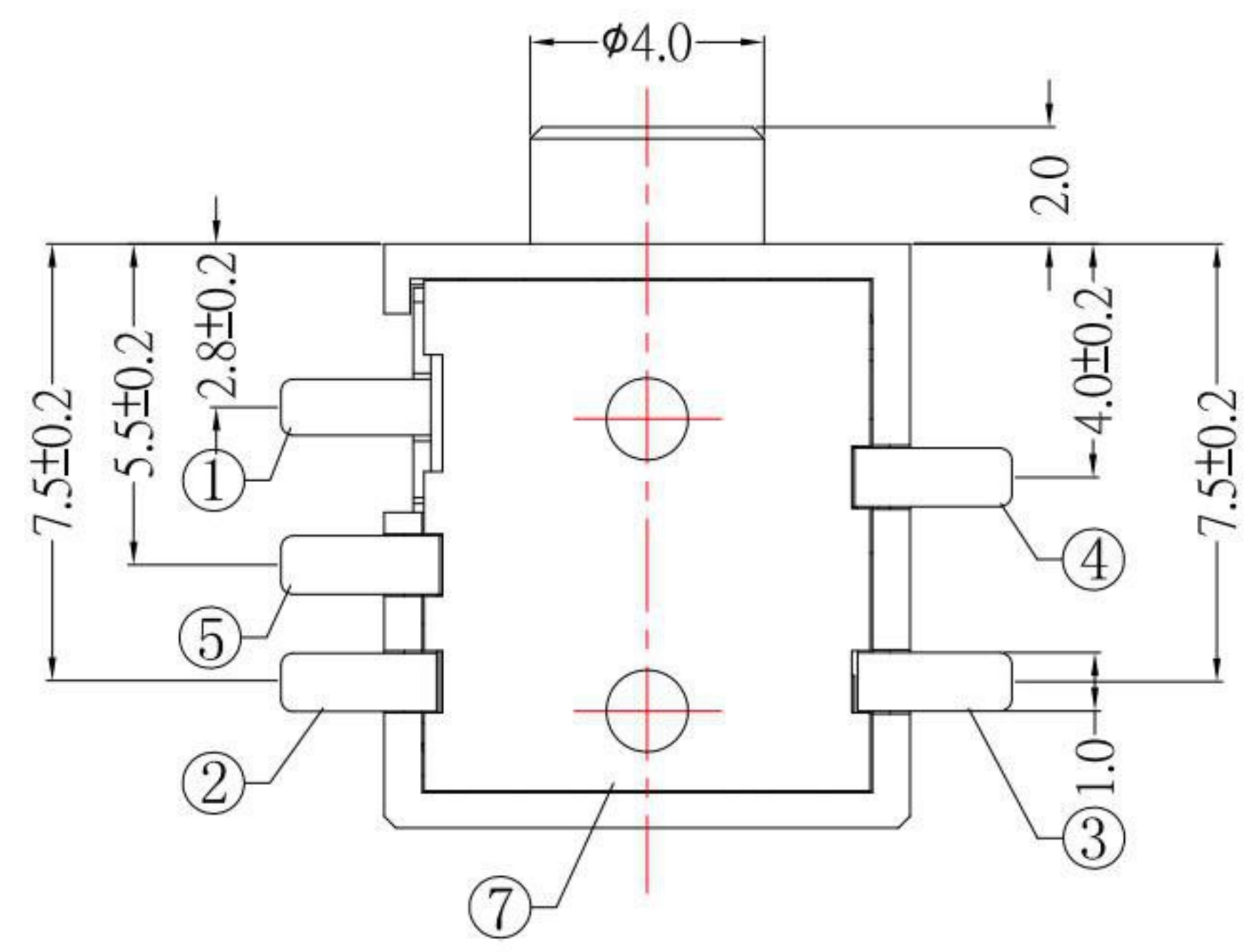


P.C.B LAYOUT MOUNTING PATTERN (TOP VIEW)



SPECIFICATION

- 1.Rating : DC 30V 0.5A ;
- 2.Contact resistance : ≤ 30mΩ ;
- 3.Insulation resistance : ≥ 100MΩ ;
- 4.Withstand voltage : 500VAC ;
- 5.Insertion and extraction force : 3-20N
- 6.life test : 5,000 cycles ◦

| MODEL NO. | PJ-2595-S124 | PJ-2594A-S124 | PJ-2594B-S124 | PJ-2593-S124 |
|-----------|--------------|---------------|---------------|--------------|
| SCHEMATIC | | | | |

| NO. | DESCRIPTION | QTY | MATERIAL | PLATING |
|-----|-----------------|-----|-----------------|------------|
| 7 | COVER | 1 | PA9T | |
| 6 | HOUSING | 1 | PA9T | |
| 5 | 5# CONTACT FOOT | 1 | BRASS | Au-Plating |
| 4 | 4# CONTACT FOOT | 1 | BRASS | Au-Plating |
| 3 | 3# CONTACT FOOT | 1 | PHOSPHOR BRONZE | Au-Plating |
| 2 | 2# CONTACT FOOT | 1 | PHOSPHOR BRONZE | Au-Plating |
| 1 | 1# CONTACT FOOT | 1 | PHOSPHOR BRONZE | Au-Plating |

KSD 科斯达电子科技有限公司
 SWITCH CONNECTOR 全球 互联零组件制造企业
 KSD ELECTRONIC TECHNOLOGY Co., LTD

| | | | | |
|------------------------------------|--------------------|--------------|-------|----|
| TOLERANCE UNLESS OTHERWISE STATED: | Up to 5 ±0.2 | 3RD. ANGEL'S | UNITS | MM |
| | Above 5 ~ 15 ±0.3 | | | |
| | Above 15 ~ 30 ±0.4 | | | |
| | Above 30 ~ 50 ±0.5 | | | |
| | Angle ±0.3° | | | |

| | | | | |
|--------------|----------|-----------|----------|--------------|
| DRAWN BY: | DATE | MAT'L | TITLE | JACK |
| Jack Lu | 03/15/18 | | MODLE | PHONE JACK |
| CHECKED BY: | DATE | FINISH | DWG NO. | PJ-259x-S124 |
| Jacky Chen | 03/15/18 | | PART NO. | PJ-259x-S124 |
| APPROVED BY: | DATE | SCALE | 1:1 | |
| Tony Kao | 03/15/18 | SHEET NO. | 1 of 1 | |

| ITEM NO. | DESCRIPTION | DRAWN | DATE |
|----------|-------------|-------|--------|
| 1 | 更新尺寸 | Jack | 031518 |