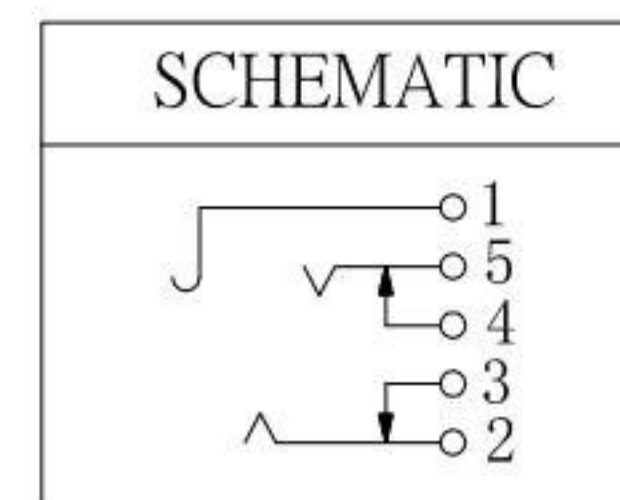
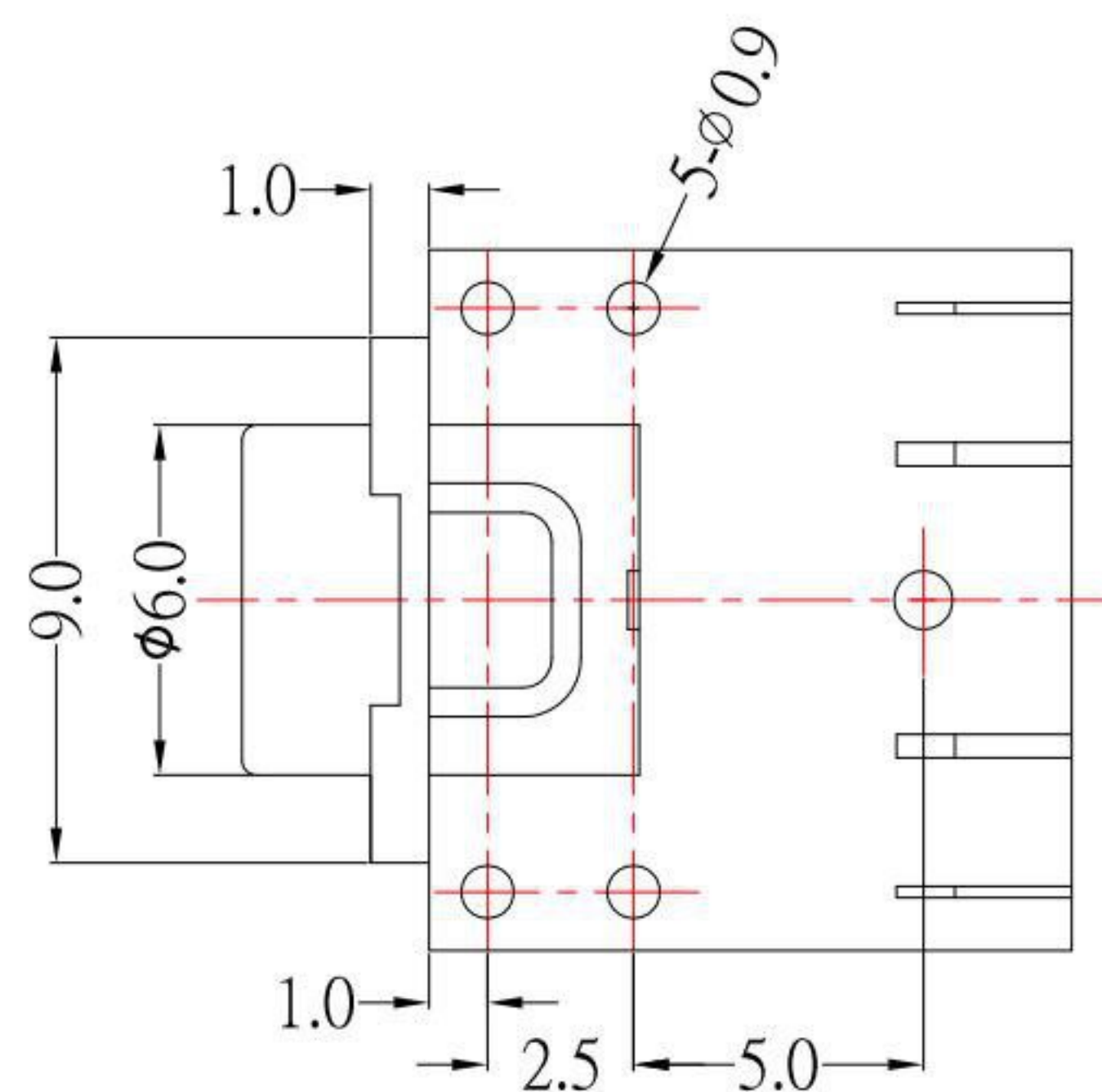
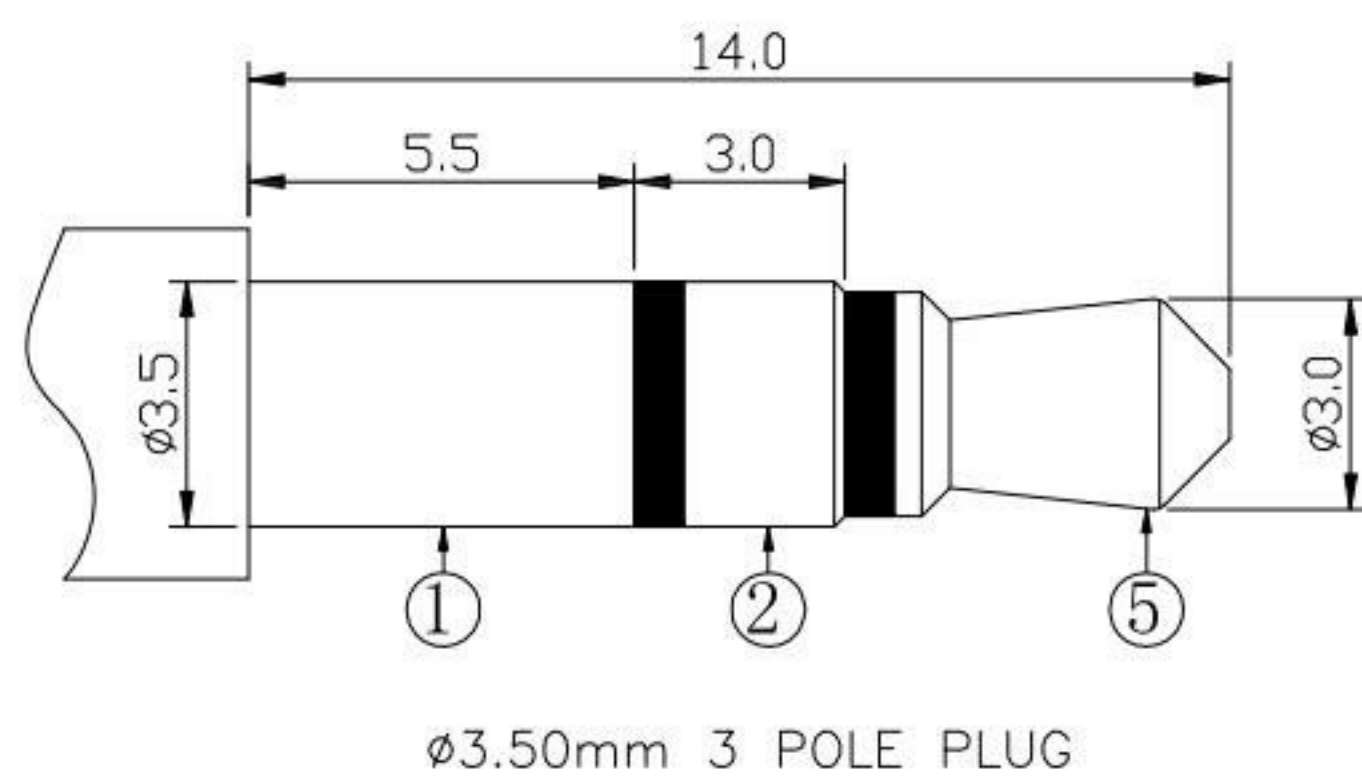


P.C.B LAYOUT MOUNTING PATTERN
(TOP VIEW)



SPECIFICATION

1. Rating : DC 30V , 0.5A ;
2. Contact resistance : $\leq 30m\Omega$;
3. Insulation resistance : $\geq 100M\Omega$;
4. Withstand voltage : 500VAC ;
5. Insertion and extraction force : 3-20N
6. life test : 5,000 cycles °

NO.	DESCRIPTION	QTY	MATERIAL	REMARK
6	HOUSING	1	PBT	
5	CONTACT FOOT #5	1	Phosphor Bronze	Sn-Plating
4	CONTACT FOOT #4	1	Brass	Sn-Plating
3	CONTACT FOOT #3	1	Brass	Sn-Plating
2	CONTACT FOOT #2	1	Stainless Steel	Sn-Plating
1	CONTACT FOOT #1	1	Phosphor Bronze	Sn-Plating

KSD 科斯达电子科技有限公司
SWITCH CONNECTOR KSD ELECTRONIC TECHNOLOGY Co., LTD
全球 互联零组件制造企业

TOLERANCE UNLESS OTHERWISE STATED :
Up to 5 ±0.2
Above 5 ~ 15 ±0.3
Above 15 ~ 30 ±0.4
Above 30 ~ 50 ±0.5
Angle ±0.3°

3RD. ANGEL'S

UNITS MM

DRAWN BY:	DATE	MAT'L	TITLE	JACK
Jack Lu	04/12/22			
CHECKED BY:	DATE	FINISH	MODLE	PHONE JACK
Jacky Chen	04/12/22			
APPROVED BY:	DATE	SCALE	DWG NO.	PJ-3615-S124
Tony Kao	04/12/22	1 : 1		
		SHEET NO.	PART NO.	PJ-3615-S124
		1 of 1		

ITEM NO.	DESCRIPTION	DRAWN	DATE
2	更新圖面和料號	Jack	041222
1	更新plug圖	Jack	052418