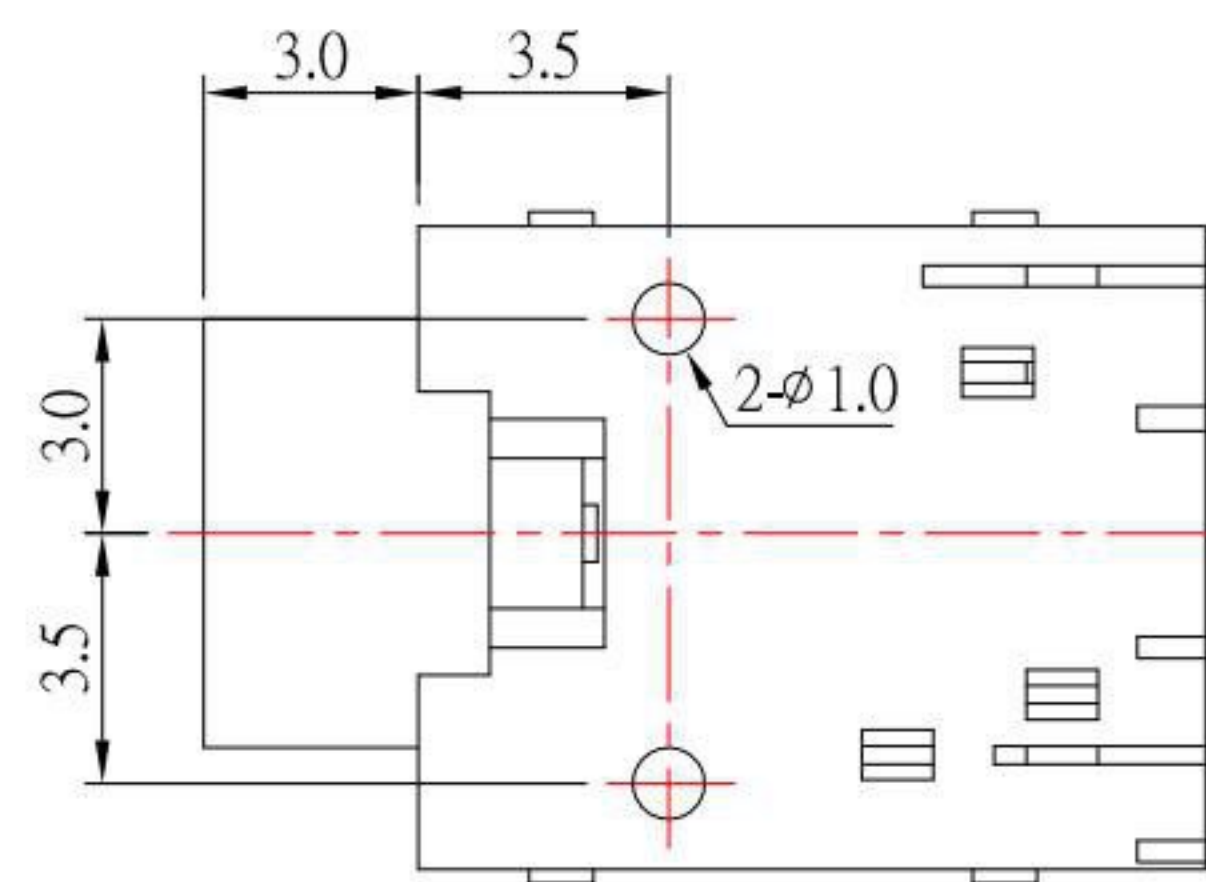
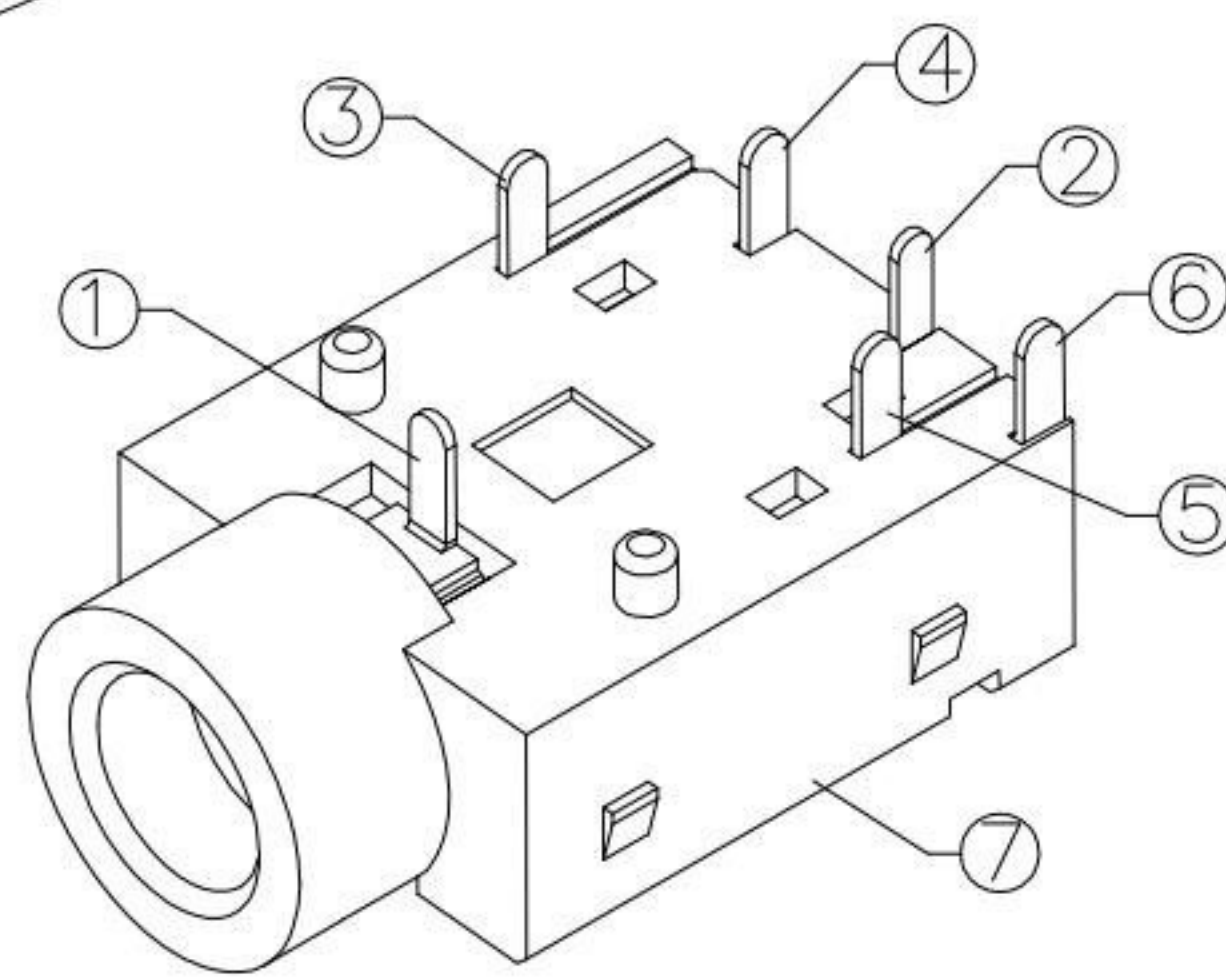
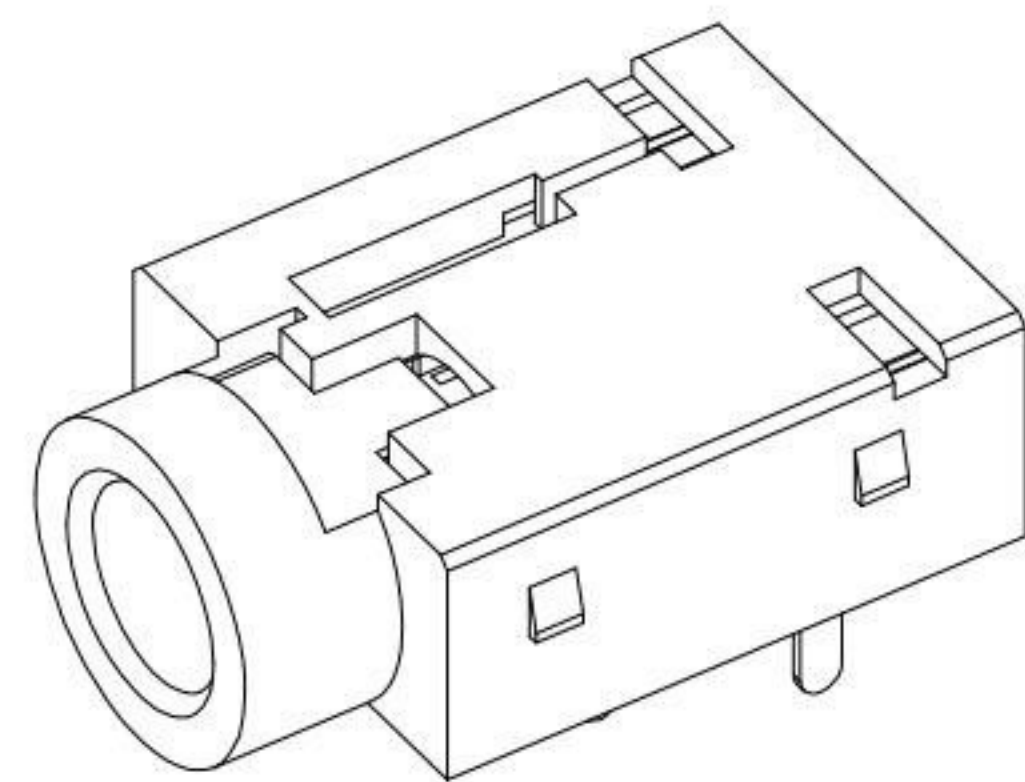
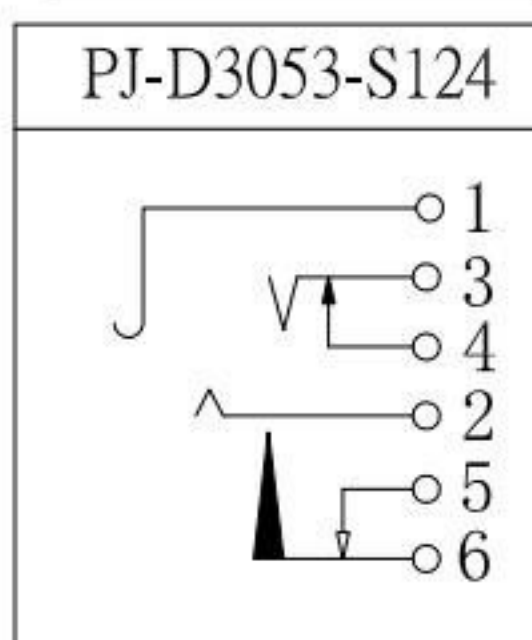


P.C.B LAYOUT
TOP VIEW



SCHMATIC



SPECIFICATION

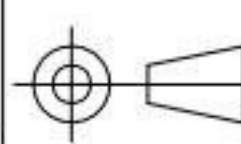
1. Rating : DC 30V 0.5A
2. Contact resistance : $\leq 50m\Omega$
3. Insulation resistance : $\geq 100M\Omega$
4. Withstand voltage : 250VAC
5. Insertion and extraction force : 3-20N
6. life test : 5,000 cycles

NO.	DESCRIPTION	QTY	MATERIAL	PLATING
7	HOUSING	1	PBT / PA9T	
6	SPRING PIECE	1	SUS	Ag-Plating
5	CONTACT FOOT	1	BRASS	Ag-Plating
4	CURVE PIECE	1	BRASS	Ag-Plating
3	SPRING PIECE	1	PHOSPHOR BRONZE	Ag-Plating
2	SPRING PIECE	1	SUS301	Ag-Plating
1	CONTACT FOOT	1	PHOSPHOR BRONZE	Ag-Plating

KSD 科斯达电子科技有限公司
SWITCH CONNECTOR KSD ELECTRONIC TECHNOLOGY Co., LTD
全球 互联零组件制造企业

TOLERANCE UNLESS OTHERWISE STATED:
Up to 5 ±0.2
Above 5 ~ 15 ±0.3
Above 15 ~ 30 ±0.4
Above 30 ~ 50 ±0.5
Angle ±0.3°

3RD. ANGEL'S



UNITS

MM

DRAWN BY:	DATE	MAT'L	TITLE	JACK
Jack Lu	10/07/19		MODLE	PHONE JACK 常閉型 / 無外殼
CHECKED BY:	DATE	FINISH	DWG NO.	PJ-D3053-S124
Jacky Chen	10/07/19		PART NO.	PJ-D3053-S124
APPROVED BY:	DATE	SCALE	SHEET NO.	1 of 1
Tony Kao	10/07/19	1 : 1		

ITEM NO.	DESCRIPTION	DRAWN	DATE
1	更新外型樣式	Jack	100719