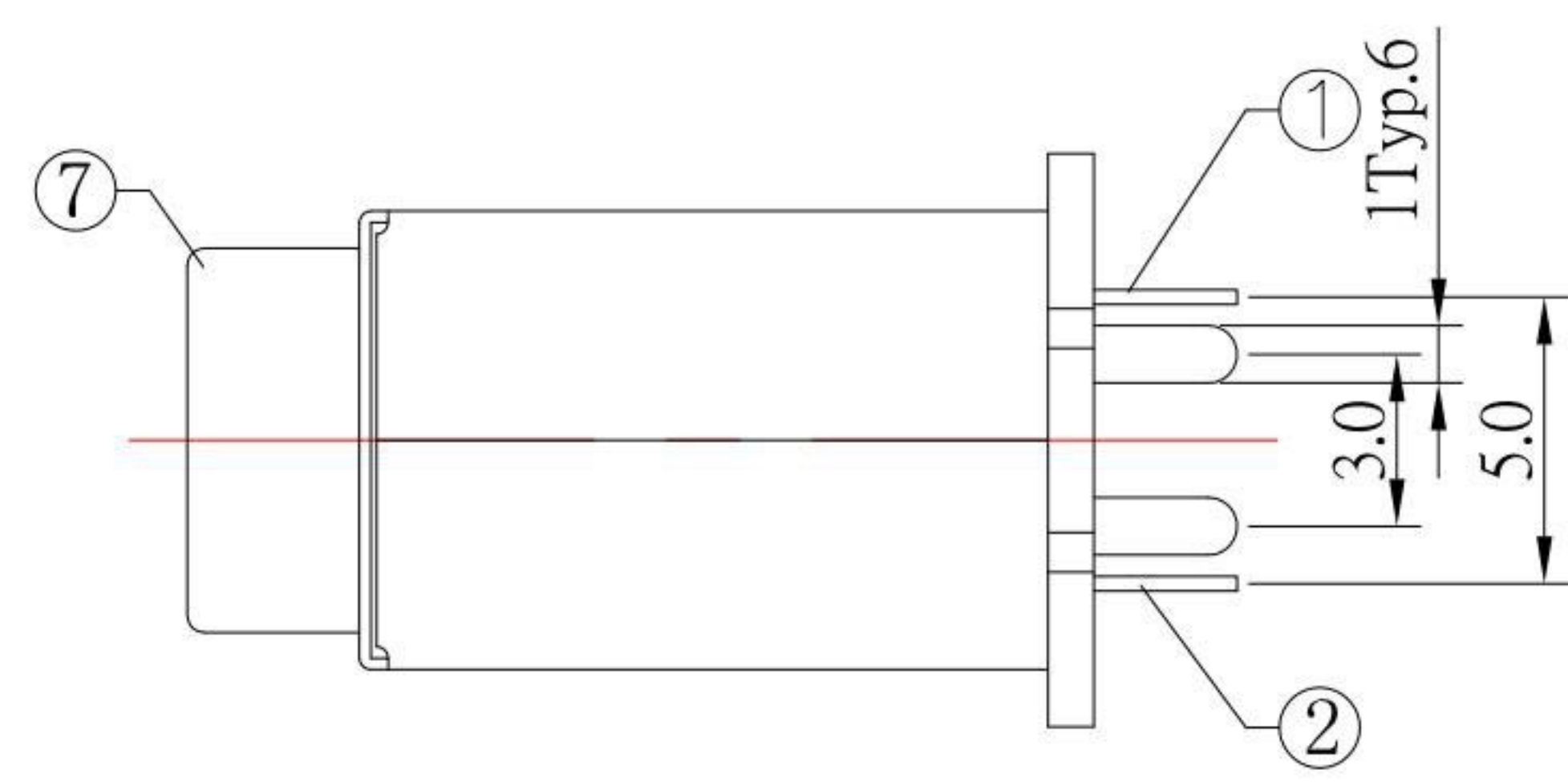
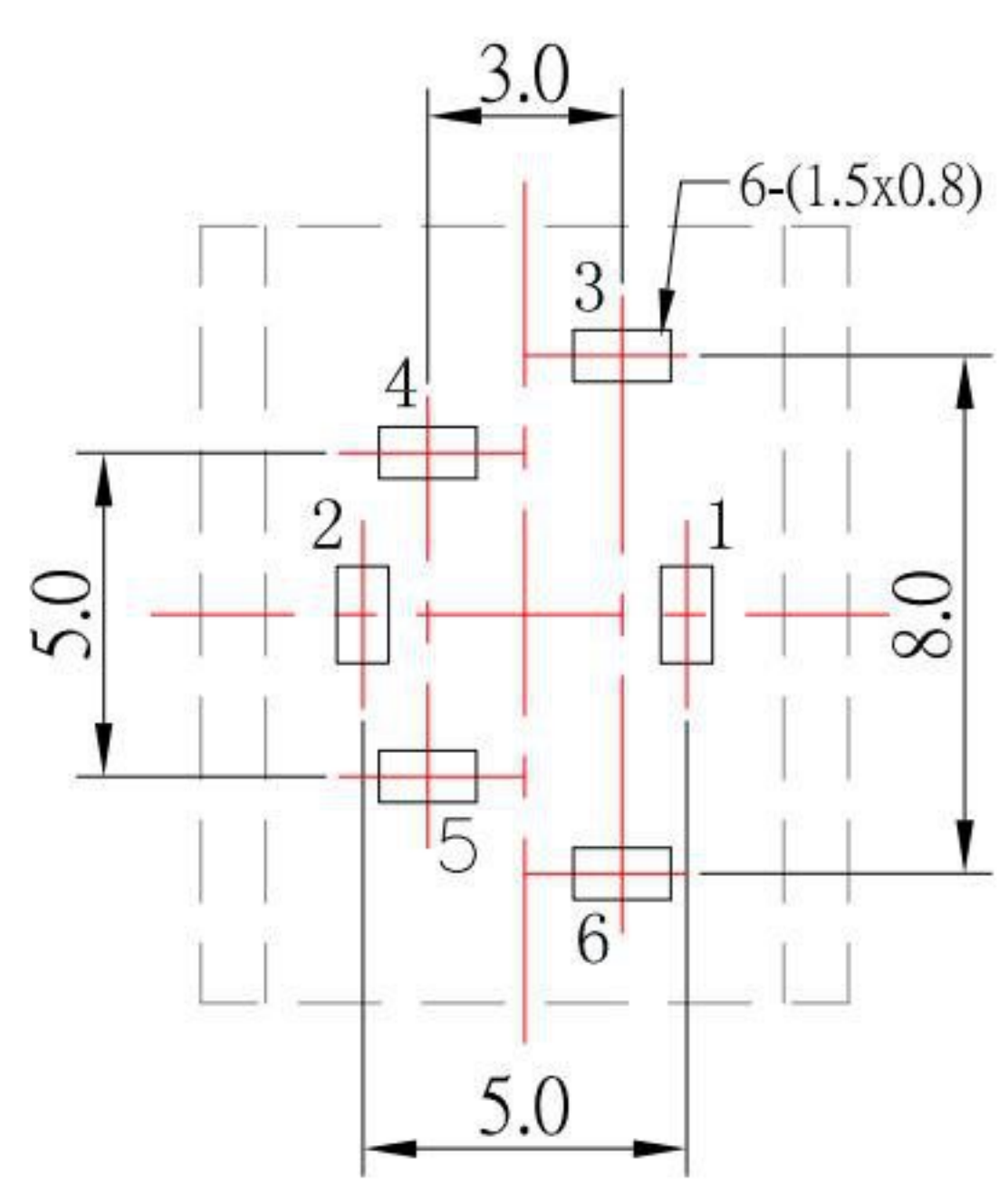
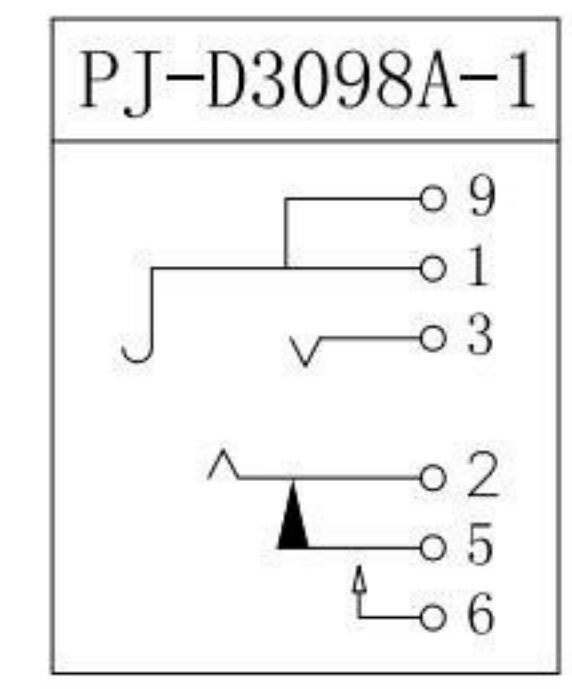


SCHEMATIC



SPECIFICATION

1. Rating : DC 30V 0.5A;
2. Contact resistance:  $\leq 0.03 \Omega$ ;
3. Insulation resistance:  $\geq 100M \Omega$  (DC250V);
4. Withstand voltage: 500VAC ;
5. Insertion and extraction force: 3-20N;
6. life test: 5,000 cycles.

NO.	DESCRIPTION	QTY	MATERIAL	PLATING
9	COAT	1	SUS301	
8	COVER	1	PBT	
7	HOUSING	1	PBT	
6	6# CONTACT FOOT	1	PHOSPHOR BRONZE	Ag-Plating
5	5# CONTACT FOOT	1	PHOSPHOR BRONZE	Ag-Plating
4	4# CONTACT FOOT	1	BRASS	Ag-Plating
3	3# CONTACT FOOT	1	PHOSPHOR BRONZE	Ag-Plating
2	2# CONTACT FOOT	1	PHOSPHOR BRONZE	Ag-Plating
1	1# CONTACT FOOT	1	PHOSPHOR BRONZE	Ag-Plating

P.C.B LAYOUT  
TOP VIEW

**KSD** 科斯达电子科技有限公司  
SWITCH CONNECTOR KSD ELECTRONIC TECHNOLOGY Co., LTD  
全球 互联零组件制造企业

TOLERANCE UNLESS OTHERWISE STATED :  
Up to 5 ±0.2  
Above 5 ~ 15 ±0.3  
Above 15 ~ 30 ±0.4  
Above 30 ~ 50 ±0.5  
Angle ±0.3°

3RD. ANGEL'S

UNITS MM

DRAWN BY:	DATE	MAT'L	TITLE	JACK
Jack Lu	01/17/14			
CHECKED BY:	DATE	FINISH	MODLE	PHONE JACK
Jacky Chen	01/17/14			
APPROVED BY:	DATE	SCALE	DWG NO.	PJ-D3098A-1-S125
Tony Kao	01/17/14	1:1		
		SHEET NO.	PART NO.	PJ-D3098A-1-S125
		1 of 1		

ITEM NO.	DESCRIPTION	DRAWN	DATE
2	更新料號	Jack	011714
1	更新料號	Jack	101413

SIZE	A4
VER	A2