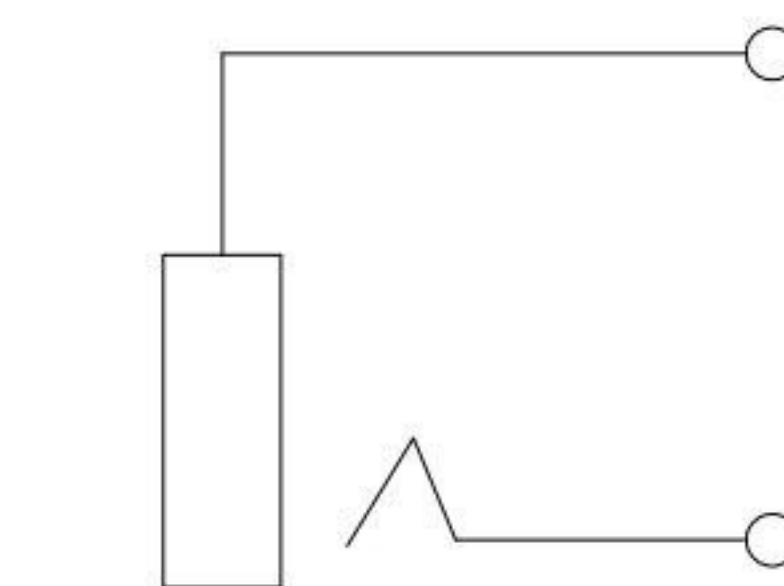
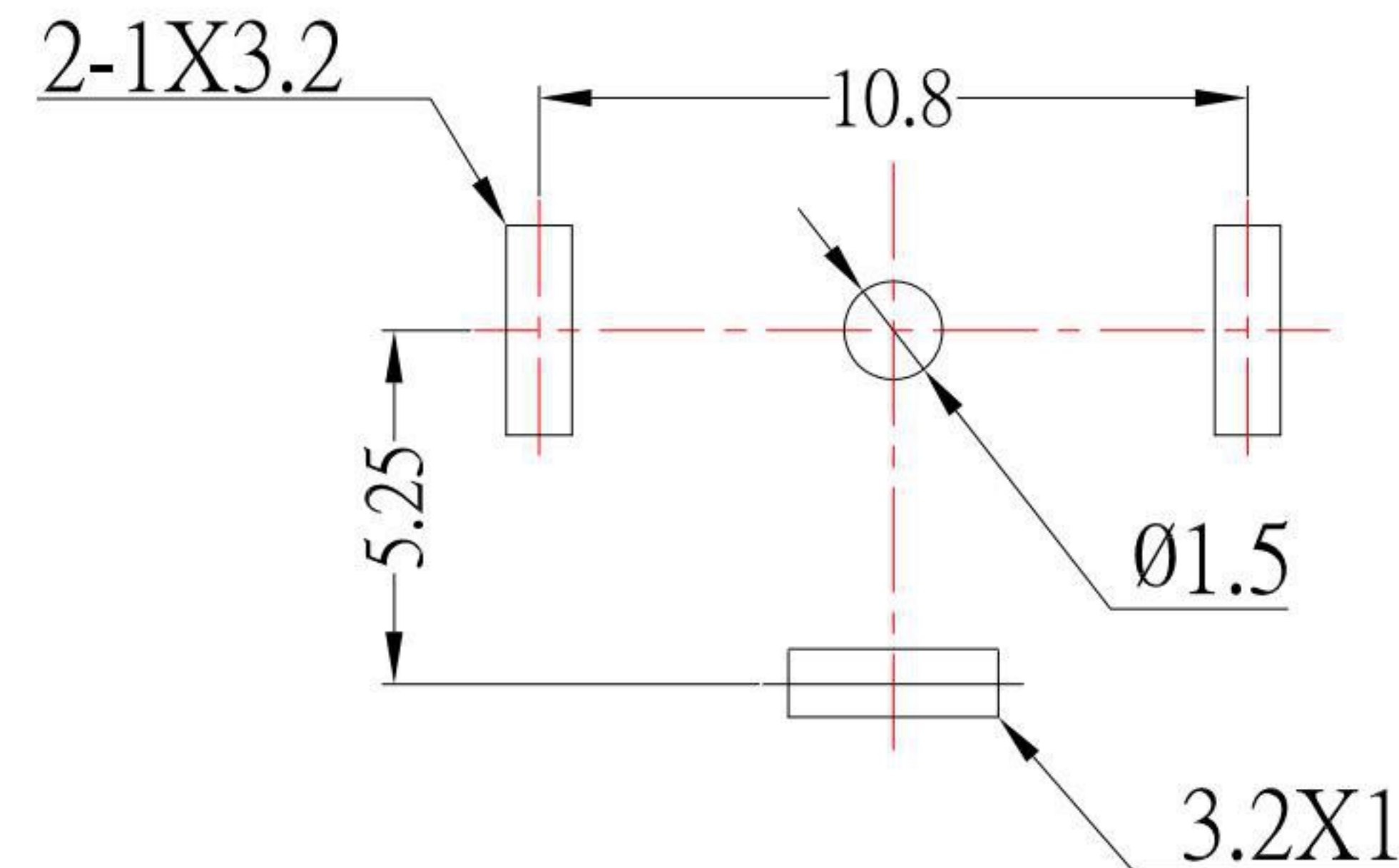


COLOR TYPE	
P/N	A
R :	RED
K :	BLACK
Y :	YELLOW
W :	WHITE
G :	GREEN
B :	BLUE
O :	ORANGE



CIRCUIT DIAGRAM

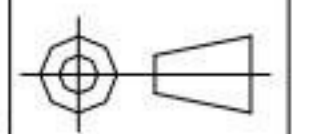


PCB HOLES DIAGRAM
TOP VIEW

KSD 科斯达电子科技有限公司
SWITCH CONNECTOR KSD ELECTRONIC TECHNOLOGY Co., LTD
全球 互联 零组件 制造企业

TOLERANCE UNLESS OTHERWISE STATED :
Up to 5 ±0.2
Above 5 ~ 15 ±0.3
Above 15 ~ 30 ±0.4
Above 30 ~ 50 ±0.5
Angle ±0.3°

3RD. ANGEL'S



UNITS

MM

DRAWN BY:	DATE	MAT'L	TITLE	JACK
Frank Wu	12/01/11			
CHECKED BY:	DATE	FINISH	MODLE	RCA JACK
Jacky Chen	12/01/11			
APPROVED BY:	DATE	SCALE	DWG NO.	RCA-122-x-S147
Tony Kao	12/01/11	1 : 1		
SHEET NO.	1 of 1	PART NO.	RCA-122-x-S147	

SIZE
A4
VER
B