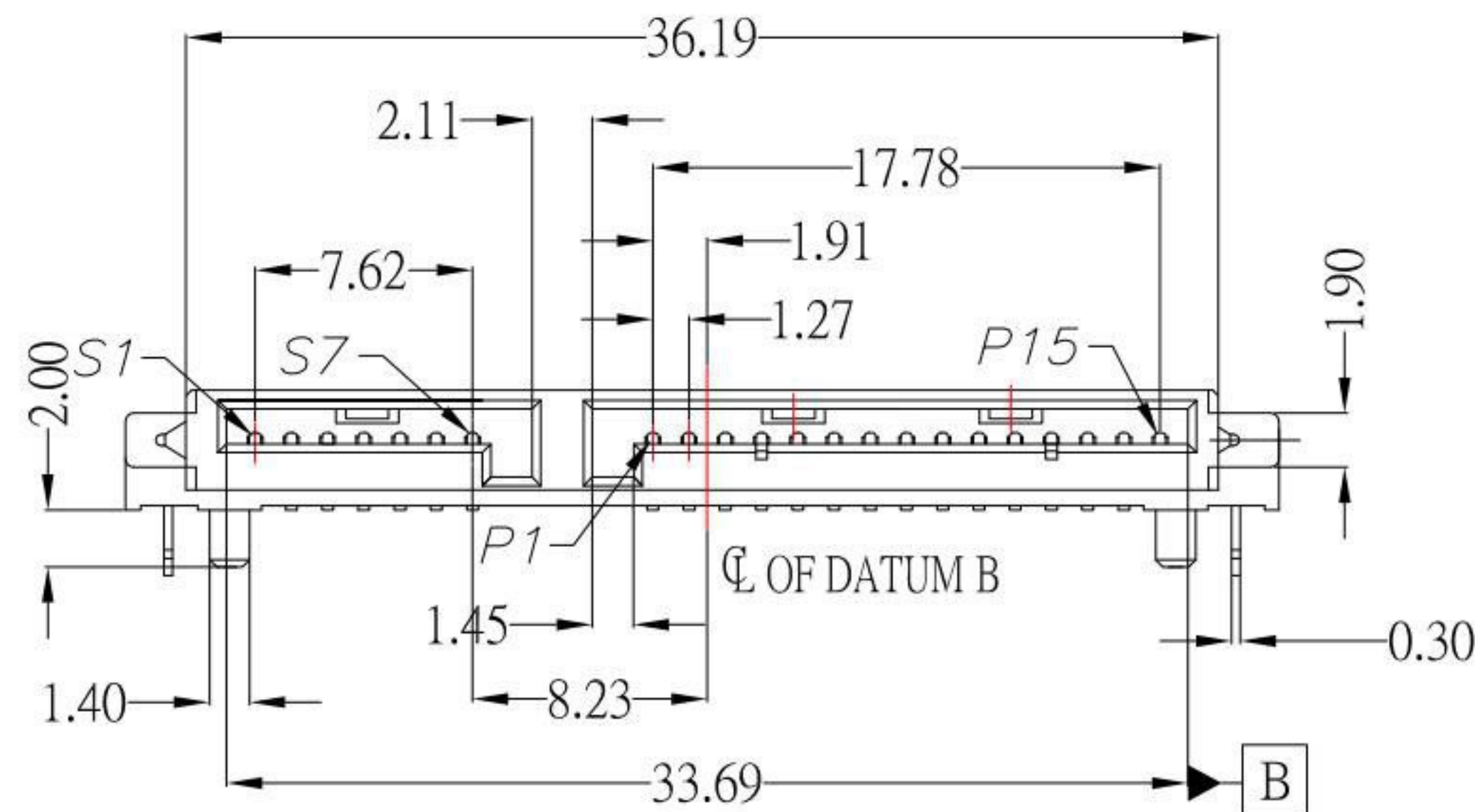


RECOMMENDED PCB LAYOUT

SATA-F22-42S1Ax-S268

鍍層厚度:

Blank	: 1u"
2	: 15u"
3	: 30u"



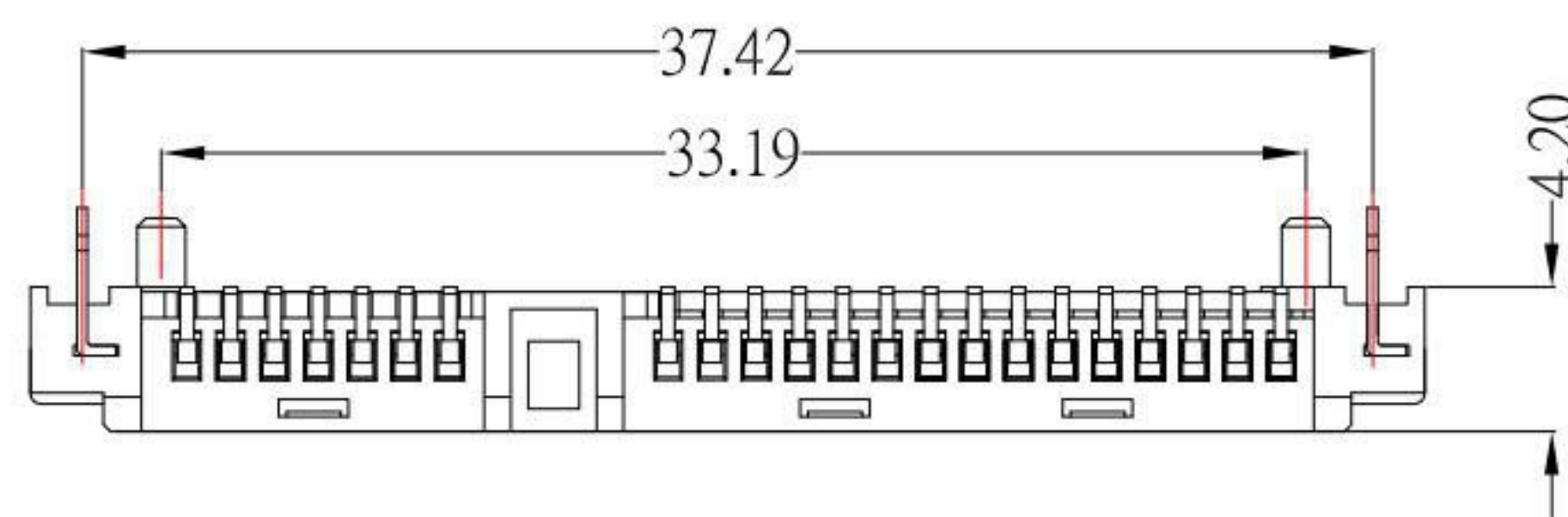
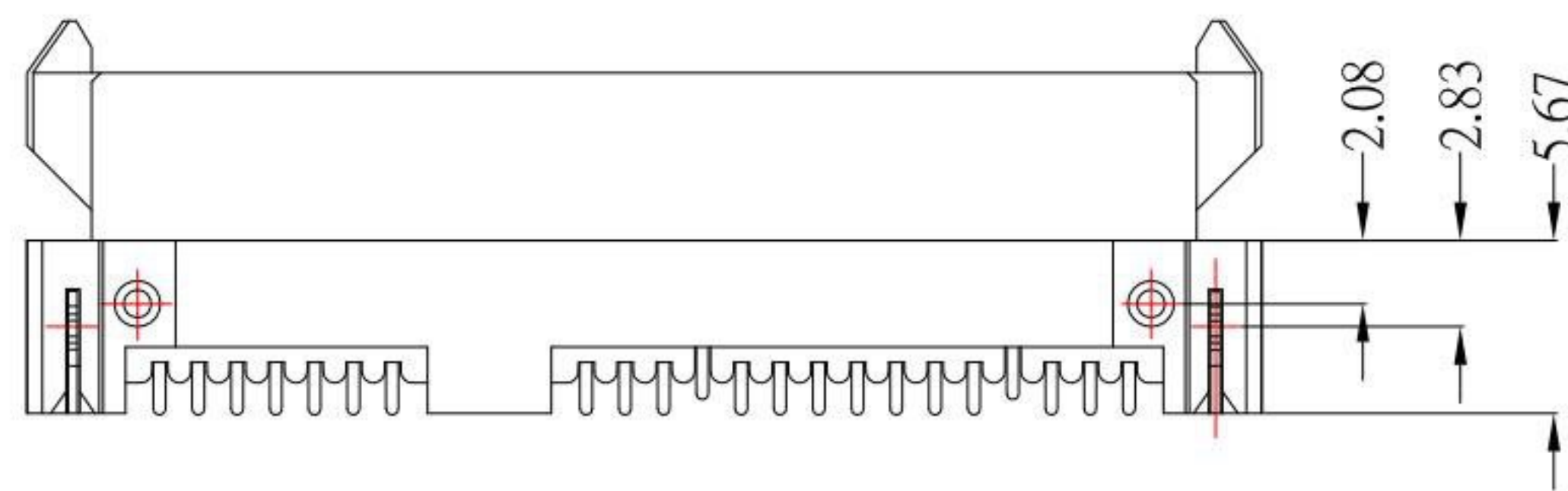
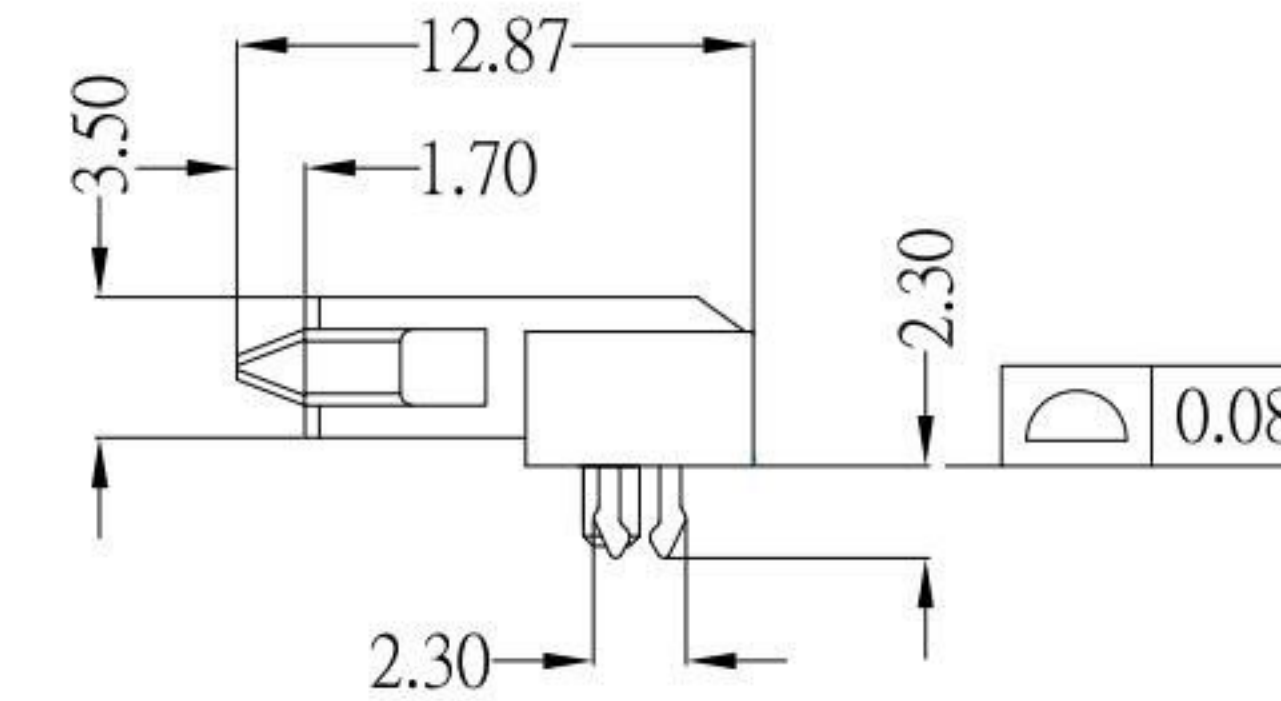
SPECIFICATION:

1.MATERIAL:

- 1.1 HOUSING: LCP , UL 94V-0 , Black.
- 1.2 CONTACT: PHOSPHOR BRONZE
- 1.3 BOARD LOCK: BRASS

2.Finish:

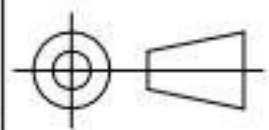
- 2.1 CONTACT: PLATED GOLD IN MATING AREA ;
TIN PLATED ON SOLDER BALLS ;
NICKEL UNDER PLATED OVERALL
- 2.2 BOARD LOCK: TIN PLATED ON SOLDER BALLS ;
NICKEL UNDER PLATED OVERALL



KSD 科斯达电子科技有限公司
SWITCH CONNECTOR KSD ELECTRONIC TECHNOLOGY Co., LTD
全球 互联零组件制造企业

TOLERANCE UNLESS OTHERWISE STATED:
Up to 5 ±0.2
Above 5 ~ 15 ±0.3
Above 15 ~ 30 ±0.4
Above 30 ~ 50 ±0.5
Angle ±0.3

3RD. ANGEL'S



UNITS

MM

DRAWN BY:	DATE	MAT'L	TITLE	CONNECTOR
Jack Lu	04/08/15			
CHECKED BY:	DATE	FINISH	MODLE	SATA 7+15PIN F R/A SMT H:4.2mm 板上型
Jacky Chen	04/08/15			
APPROVED BY:	DATE	SCALE	DWG NO.	SATA-F22-42S1Ax-S268
Tony Kao	04/08/15	1 : 1		
		SHEET NO.	PART NO.	SATA-F22-42S1Ax-S268
		1 of 1		

1	更新為A0版	Jack	040815
ITEM NO.	DESCRIPTION	DRAWN	DATE