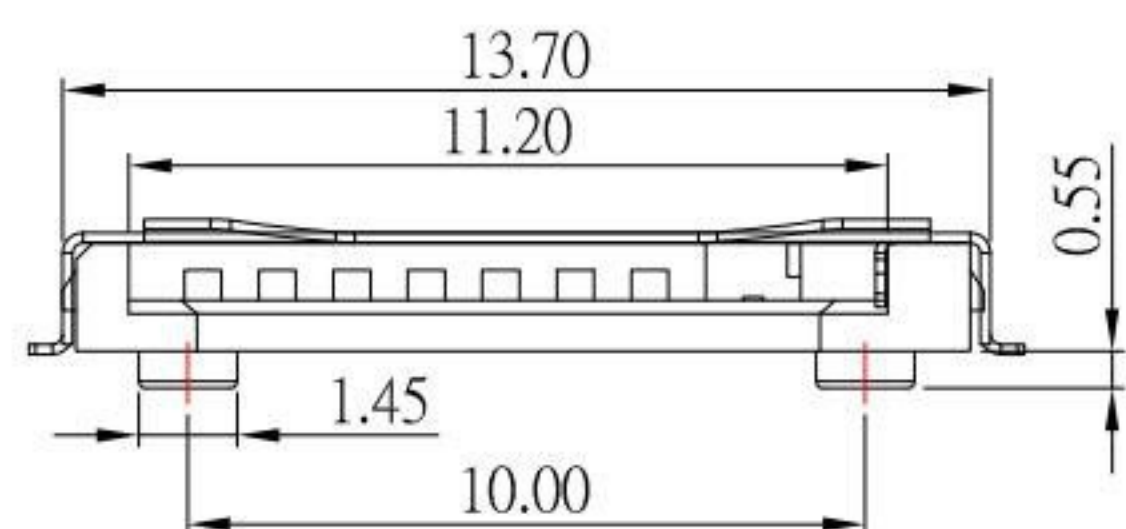


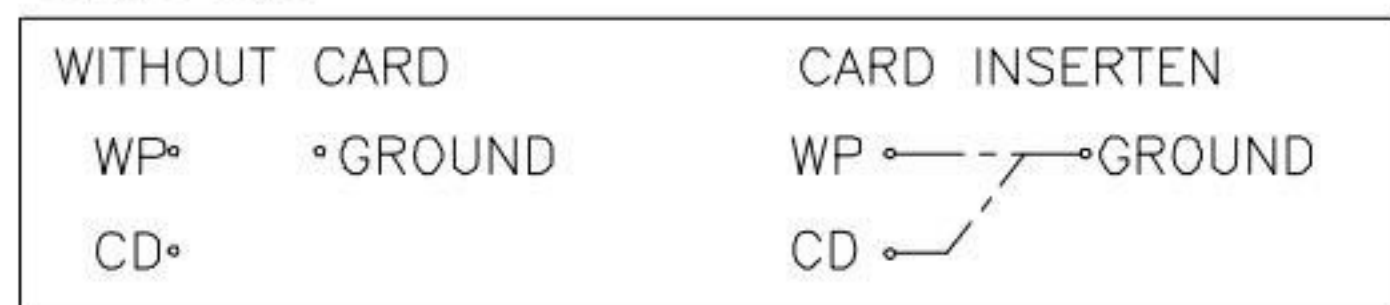
P.C.B LAYOUT MOUNTING PATTERN



PIN NO.	PIN ASSIGNMENT
1#	DAT2
2#	CD/DAT3
3#	CMD
4#	VDD
5#	CLK
6#	VSS
7#	DAT0
8#	DAT1

- MATERIAL:
HOUSING:LCP
CONTACT:BRASS
SHIELDED:STAINLESS STEEL
- FINISH:
CONTACT: GOLD PLATING ON CONTACT AREA
PLATING ON SOLDER TAILS
NICKEL UNDERPLATING OVER ALL
SHIELDED: NICKEL UNDERPLATING OVER ALL
- PRODUCT SPECIFICATIONS:
CURRENT RATING: 0.5A
INSULATION RESISTANCE: 1000MΩ MIN
CONTACT RESISTANCE: 40mΩ MAX
WITHSTANDING VOLTAGE: 500 V AC/MIN
OPERATION TEMPERATURE: -20° TO +60°

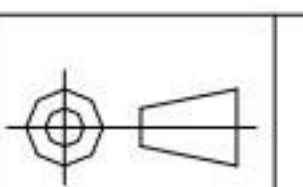
CIRCUIT



KSD 科斯达电子科技有限公司
SWITCH CONNECTOR KSD ELECTRONIC TECHNOLOGY Co., LTD
全球 互联零组件制造企业

TOLERANCE UNLESS OTHERWISE STATED:
Up to 5 ±0.2
Above 5 ~ 15 ±0.3
Above 15 ~ 30 ±0.4
Above 30 ~ 50 ±0.5
Angle ±0.3

3RD. ANGEL'S



UNITS MM

DRAWN BY: Jack Lu
DATE: 05/21/20
CHECKED BY: Jacky Chen
DATE: 05/21/20
APPROVED BY: Tony Kao
DATE: 05/21/20

MAT'L	TITLE	CONNECTOR
FINISH	MODLE	MICRO SD Card 8+2pin
SCALE 1:1	DWG NO.	SD-TF05-N5B10-S304
SHEET NO. 1 of 1	PART NO.	SD-TF05-N5B10-S304

SIZE A4
VER R3