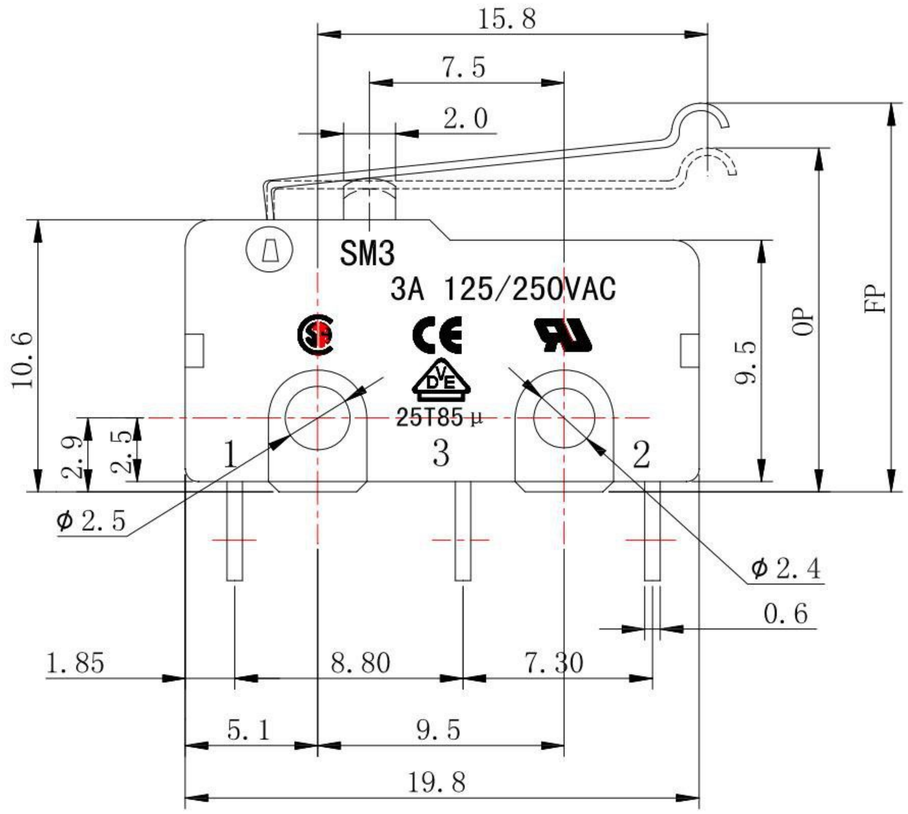

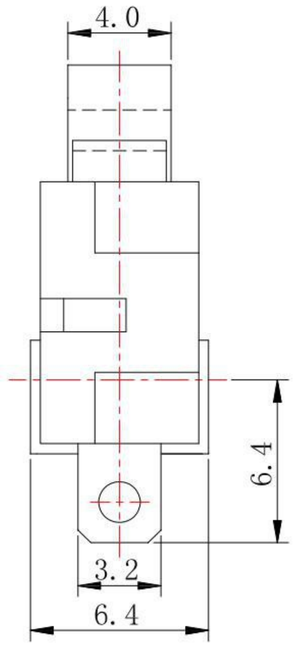

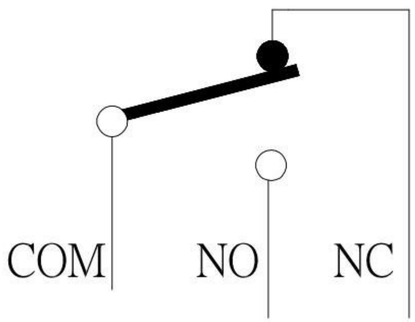

SCHEMATIC

1. Functional spec.	
1.1 Rated Voltage	125/250 VAC ; 3.0 A
1.2 Contact Resistance	≤ 100mΩ (Initial value)
1.3 Operating Force	40 ± 20gf
1.4 Free Position	16.7 ± 0.8 mm
1.5 Operating Position	14.5 ± 0.8 mm
2.Reliable Rating	
2.1 Mechanical Life	1,000,000 CYCLES
2.2 Electrical Life	10,000 CYCLES
2.3 Insulation Resistance	≥ 100MΩ DC 500V (Initial value)
2.4 Withstand Voltage	AC 1,000V 1 minute (Initial value)
2.5 Operating Temper	-25℃ - +85℃
2.6 Ambient Humidity Used	<85% RH

ITEM NO.	DESCRIPTION	DRAWN	DATE
1	更新Electrical Life	Jack	121015

KSD SWITCH CONNECTOR 全球互联零组件制造企业
科斯达电子科技有限公司
KSD ELECTRONIC TECHNOLOGY CO., LTD

TOLERANCE UNLESS OTHERWISE STATED : Up to 5 ±0.2; Above 5 ~ 15 ±0.3; Above 15 ~ 30 ±0.4; Above 30 ~ 50 ±0.5; Angle ±0.3°

3RD. ANGEL'S | UNITS MM

DRAWN BY: Jack Lu	DATE 12/10/15	MAT'L	
CHECKED BY: Jacky Chen	DATE 12/10/15	FINISH	
APPROVED BY: Tony Kao	DATE 12/10/15	SCALE	1 : 1
		SHEET NO.	1 of 1

TITLE	SWITCH		
MODLE	MICRO SWITCH		
DWG NO.	SM3-04N-40	SIZE	A4
PART NO.	SM3-04N-40	VER	R1