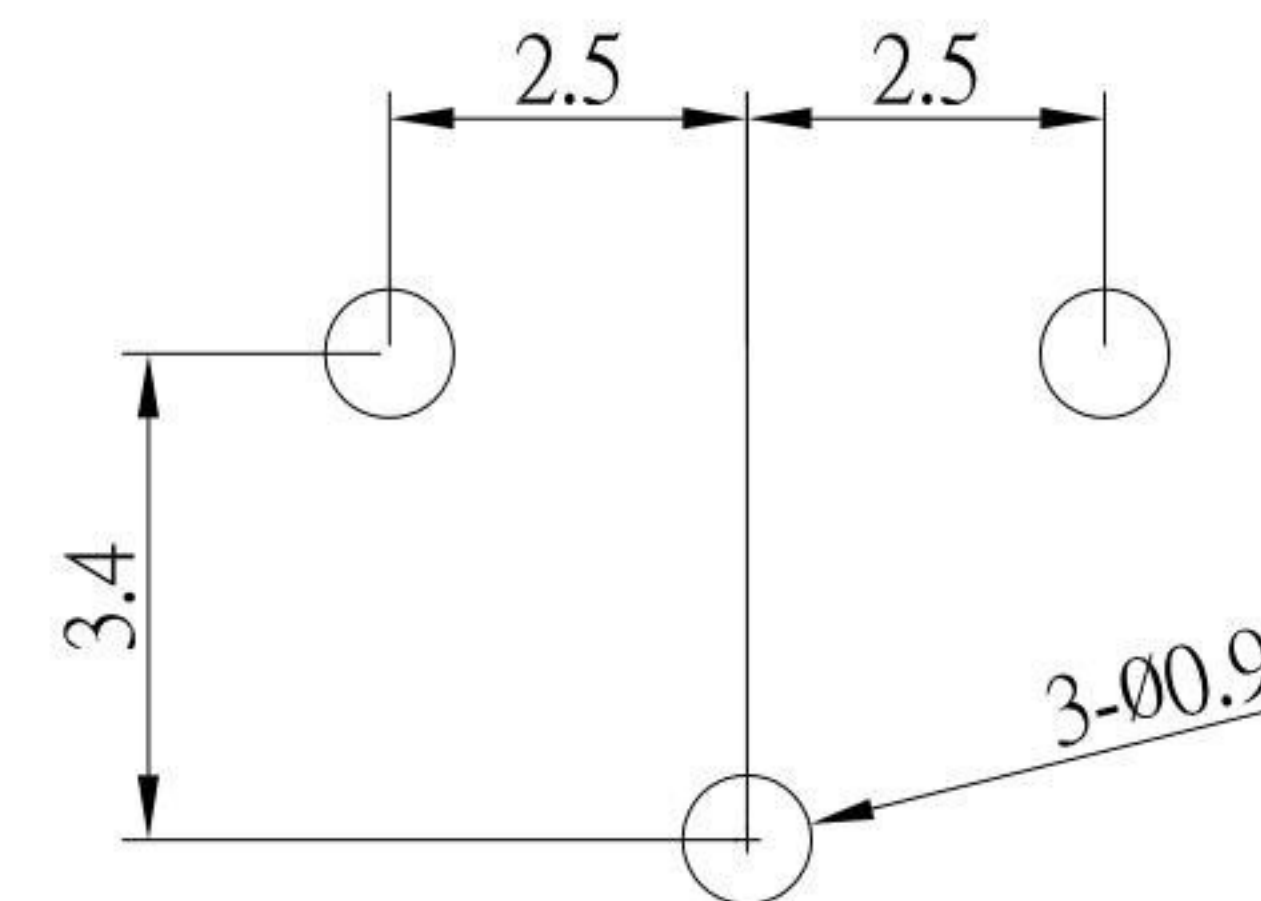
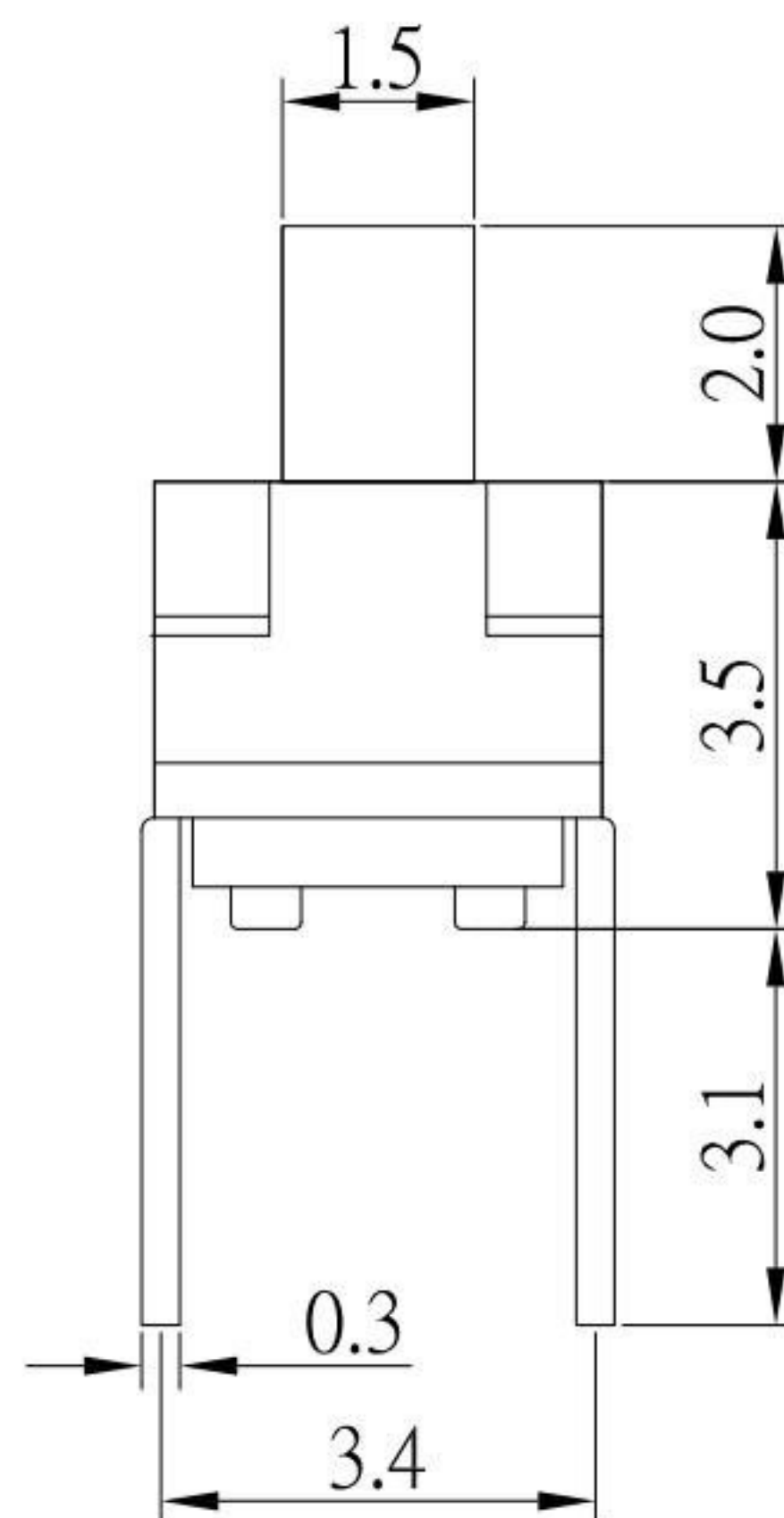
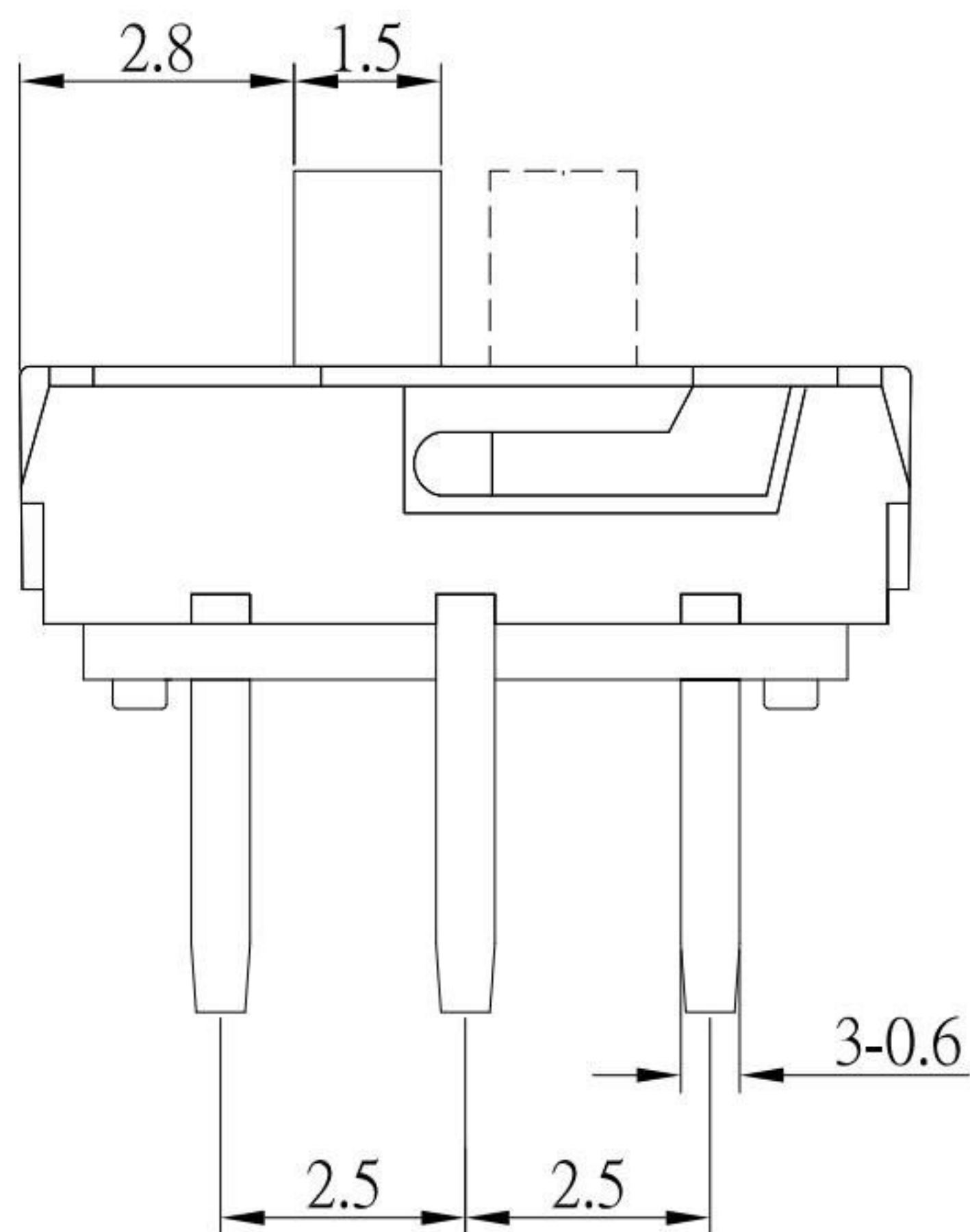


CIRCUIT DIAGRAM



P.C.B LAND PATTERN



SPECIFICATIONS

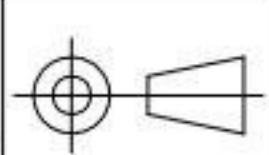
Rating	0.3A 6V DC
Insulation Resistance	50MΩ Min.
Dielectric Withstanding Voltage	AC 250 V(50Hz)1min
Contact Resistance	100mΩ Max.
Operating Force	200 ± 50gf
Operating Life	10,000 cycles

NO.	DESCRIPTION	QTY	MATERIAL	PLATING
E	TERMINAL	3	PHOSPHOR BRONZE	Ag plated
D	CLIP	1	BEUC	Ag plated
C	COVER	1	SUS	
B	CASE	1	PA6T	Black
A	SLIDER	1	PA46	Black

KSD 科斯达电子科技有限公司
 SWITCH CONNECTOR KSD ELECTRONIC TECHNOLOGY Co., LTD
 全球 互联零组件制造企业

TOLERANCE UNLESS OTHERWISE STATED:
 Up to 5 ±0.2
 Above 5 ~ 15 ±0.3
 Above 15 ~ 30 ±0.4
 Above 30 ~ 50 ±0.5
 Angle ±0.3°

3RD. ANGEL'S



UNITS MM

DRAWN BY: Jack Lu
 CHECKED BY: Jacky Chen
 APPROVED BY: Tony Kao

DATE: 07/18/13
 DATE: 07/18/13
 DATE: 07/18/13

MAT'L
 FINISH
 SCALE: 1:1
 SHEET NO.: 1 of 1
 TITLE: SWITCH
 MODLE: SLIDE SWICTH
 DWG NO.: SS-B35-B-S246
 PART NO.: SS-B35-B-S246

SIZE: A4
 VER: R

ITEM NO.	DESCRIPTION	DRAWN	DATE