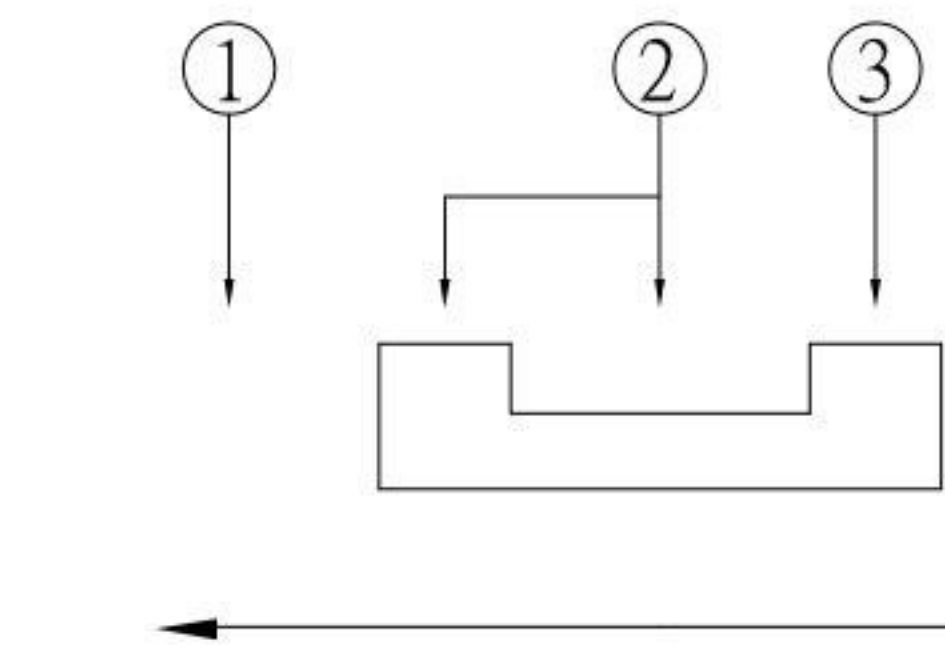
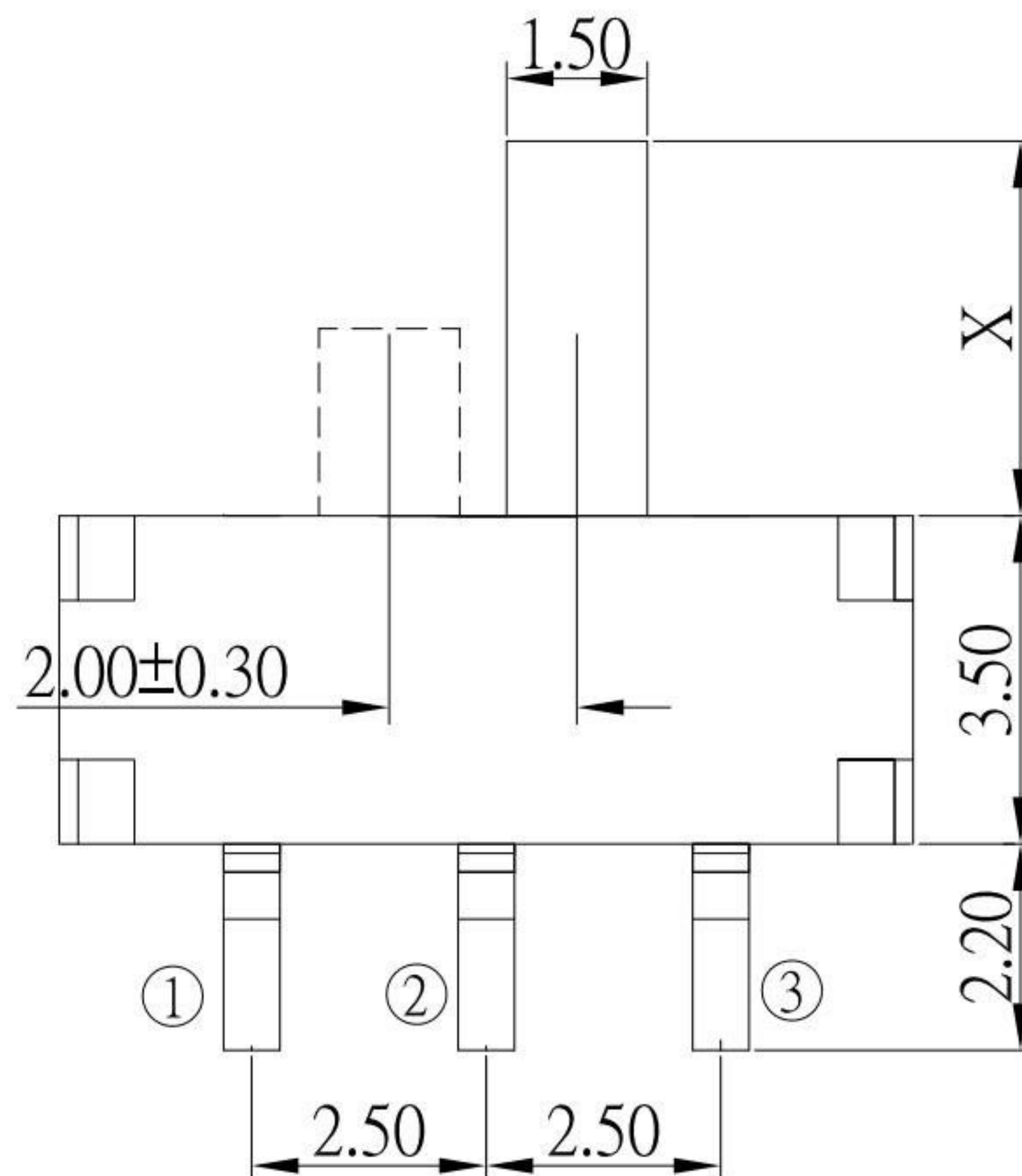


P.C.B LAND PATTERN



CIRCUIT DIAGRAM

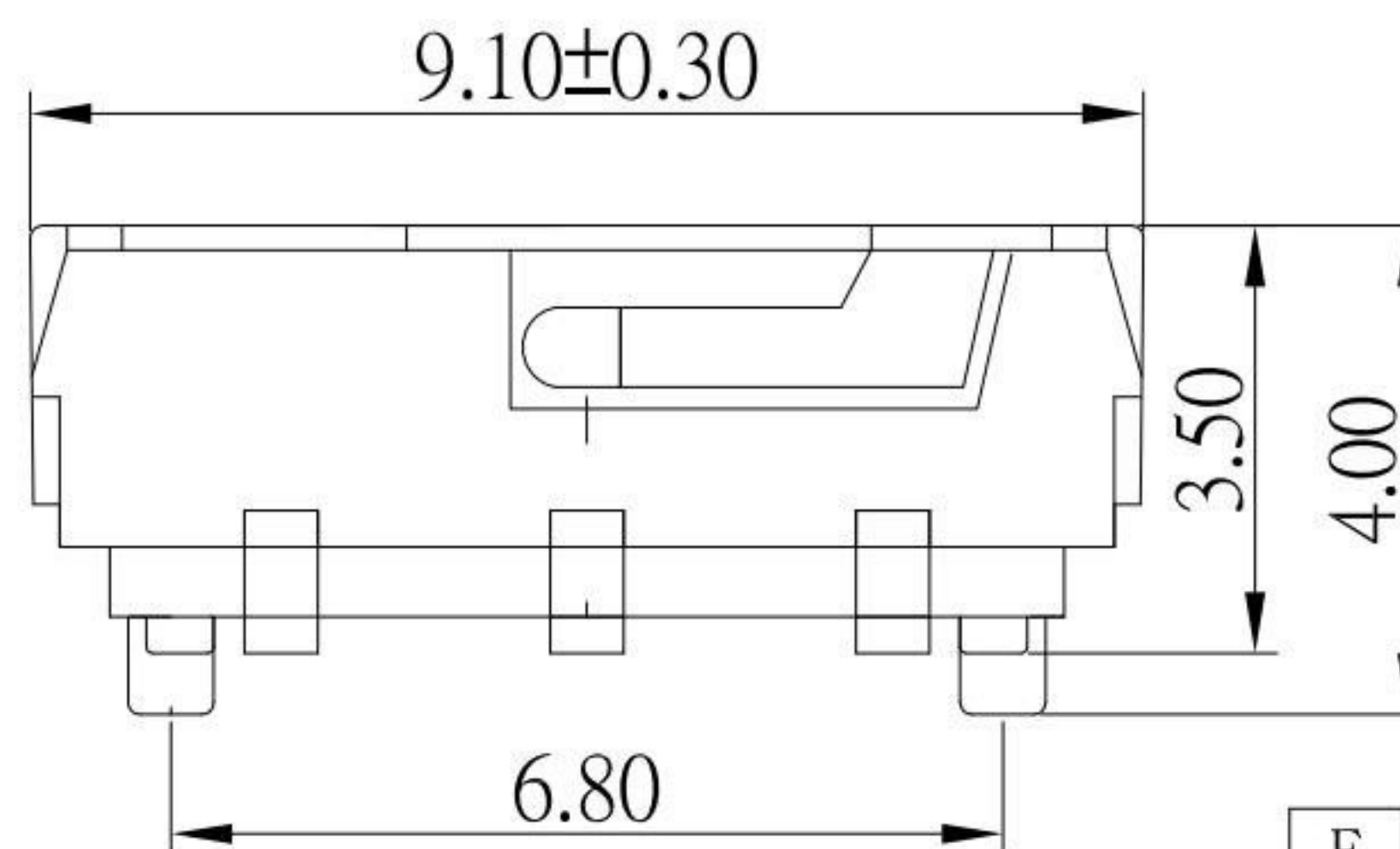
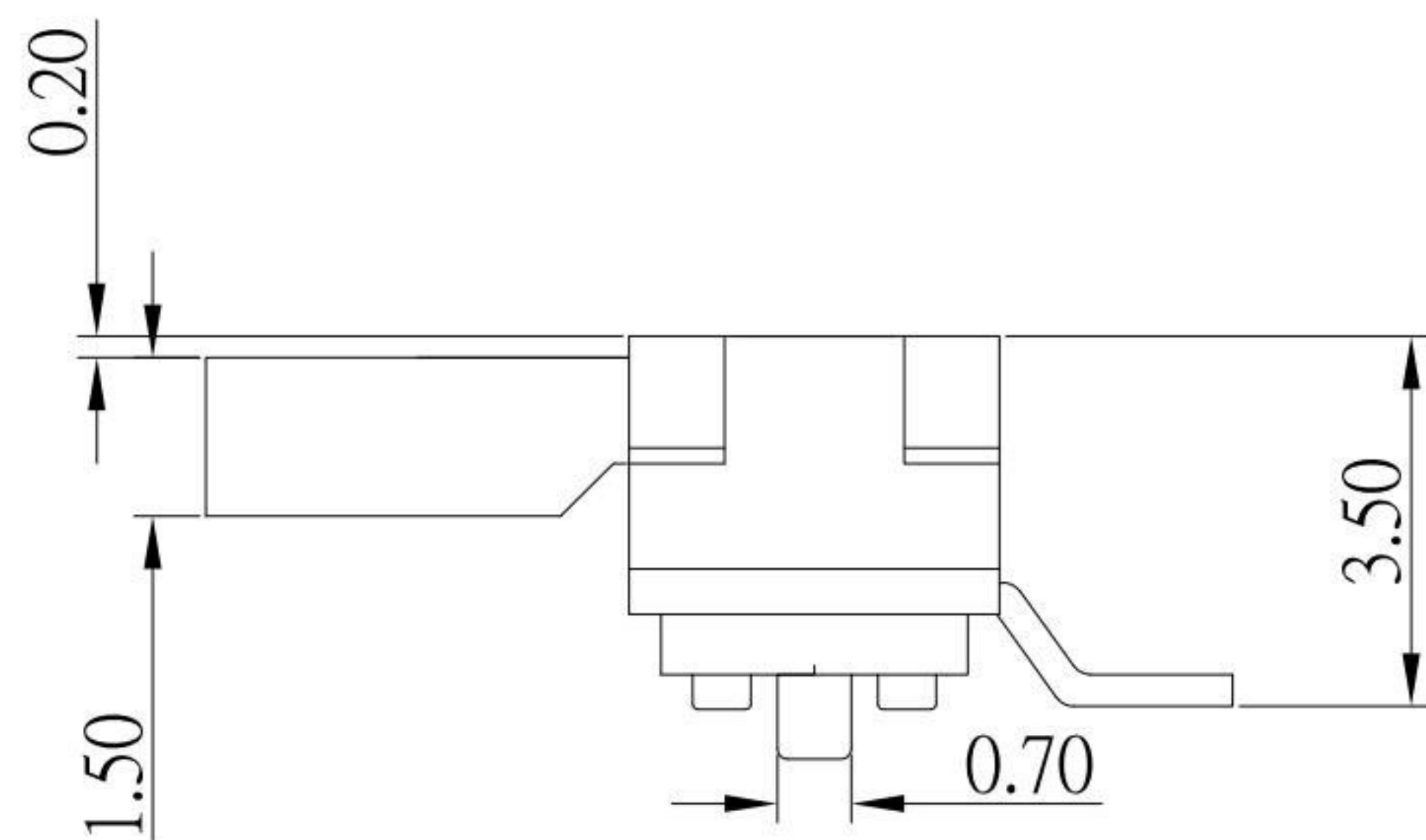
SS-B80x-x-S246

Model No.	X (mm)
SS-B80	2.0
SS-B80A	4.0

SLIDER COLOR :

Black : B

White : W



SPECIFICATIONS

Rating	100mA , 12V DC
Insulation Resistance	50MΩ Min.
Dielectric Withstanding Voltage	AC 250 V(50Hz)1min
Contact Resistance	100mΩ Max.
Operating Force	160 ± 60gf
Operating Life	10,000 cycles

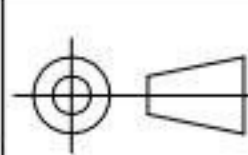
NO.	DESCRIPTION	QTY	MATERIAL	PLATING
E	TERMINAL	3	PHOSPHOR BRONZE	Ag plated
D	CLIP	2	PHOSPHOR BRONZE	Ag plated
C	COVER	1	SUS	
B	CASE	1	PA6T	Black
A	SLIDER	1	PA46	Black

9	更新SPEC	Jack	111122
8	更新材質	Jack	092821
7	更新材質	Jack	110719
6	新增撥柄顏色選項	Jack	102416
5	更新SPEC及材質	Jack	102214
4	更新材質	Jack	040214
3	更新為A0版	Jack	120313
2	更新料號	Jack	070413
1	更新Rating	Jack	062813
ITEM NO.	DESCRIPTION	DRAWN	DATE

KSD 科斯达电子科技有限公司
 SWITCH CONNECTOR KSD ELECTRONIC TECHNOLOGY Co., LTD
 全球 互聯零組件製造企業

TOLERANCE UNLESS OTHERWISE STATED :
 Up to 5 ±0.2
 Above 5 ~ 15 ±0.3
 Above 15 ~ 30 ±0.4
 Above 30 ~ 50 ±0.5
 Angle ±0.3

3RD. ANGEL'S



UNITS MM

DRAWN BY: Jack Lu
 CHECKED BY: Jacky Chen
 APPROVED BY: Tony Kao

DATE: 11/11/22
 DATE: 11/11/22
 DATE: 11/11/22

MAT'L
 FINISH
 SCALE: 1:1
 SHEET NO.: 1 of 1
 TITLE: SWITCH
 MODLE: SMT SLIDE SWICTH
 DWG NO.: SS-B80x-x-S246
 PART NO.: SS-B80x-x-S246

SIZE: A4
 VER: R9