

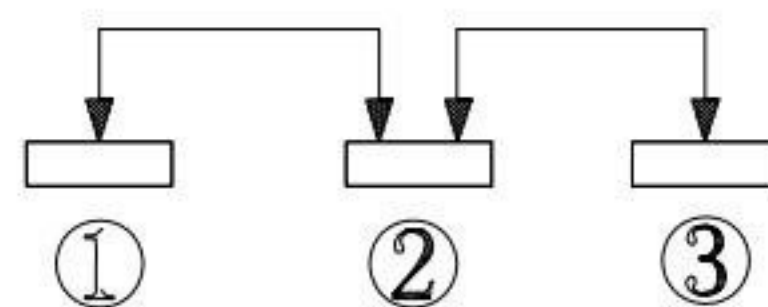
# SS-B91AP<sub>x-x</sub>-S246

Model No.	X (mm)
SS-B91AP	1.5
SS-B91APK	2.0
SS-B91APL	2.5

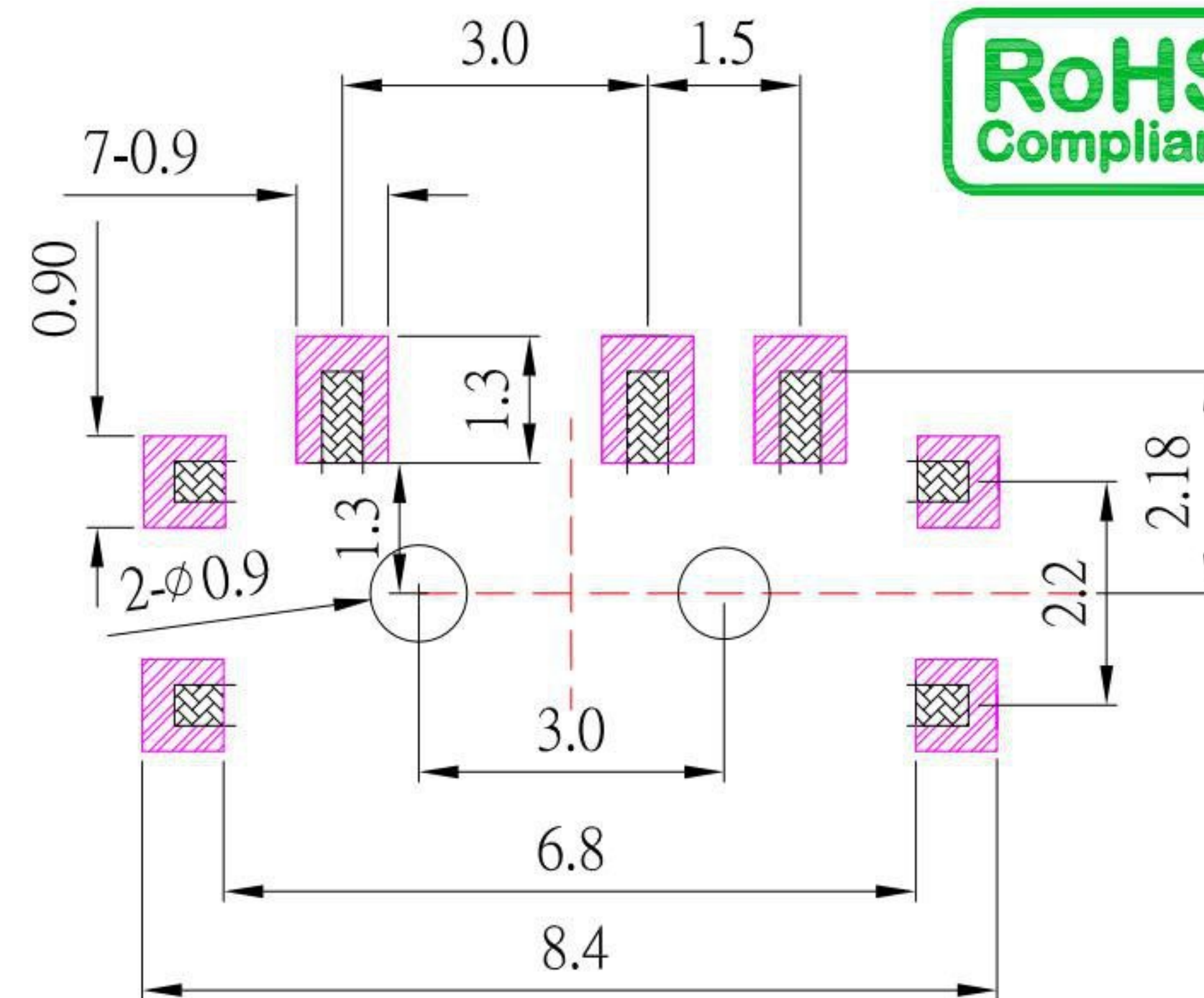
SLIDER COLOR :

Black : B

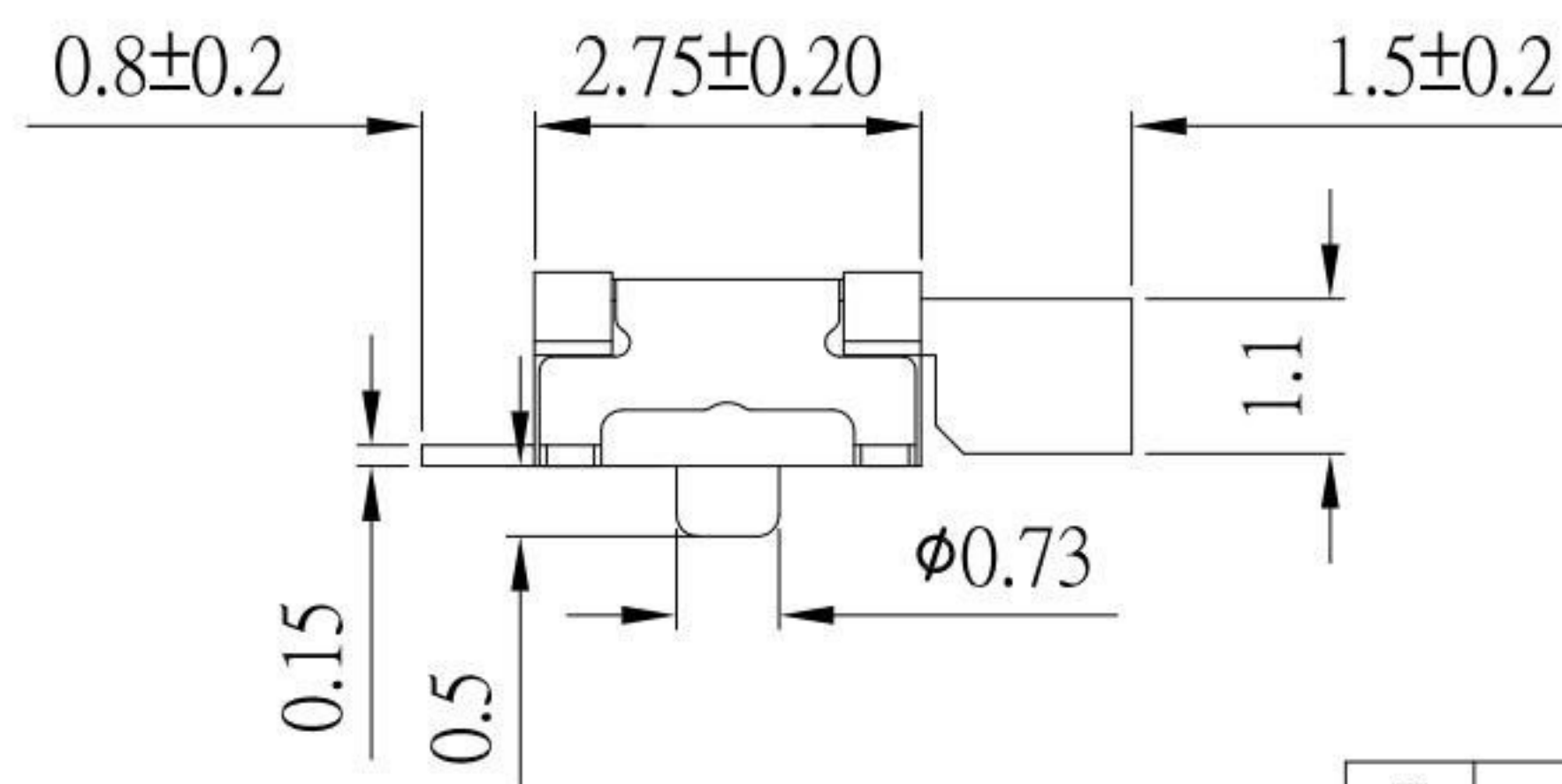
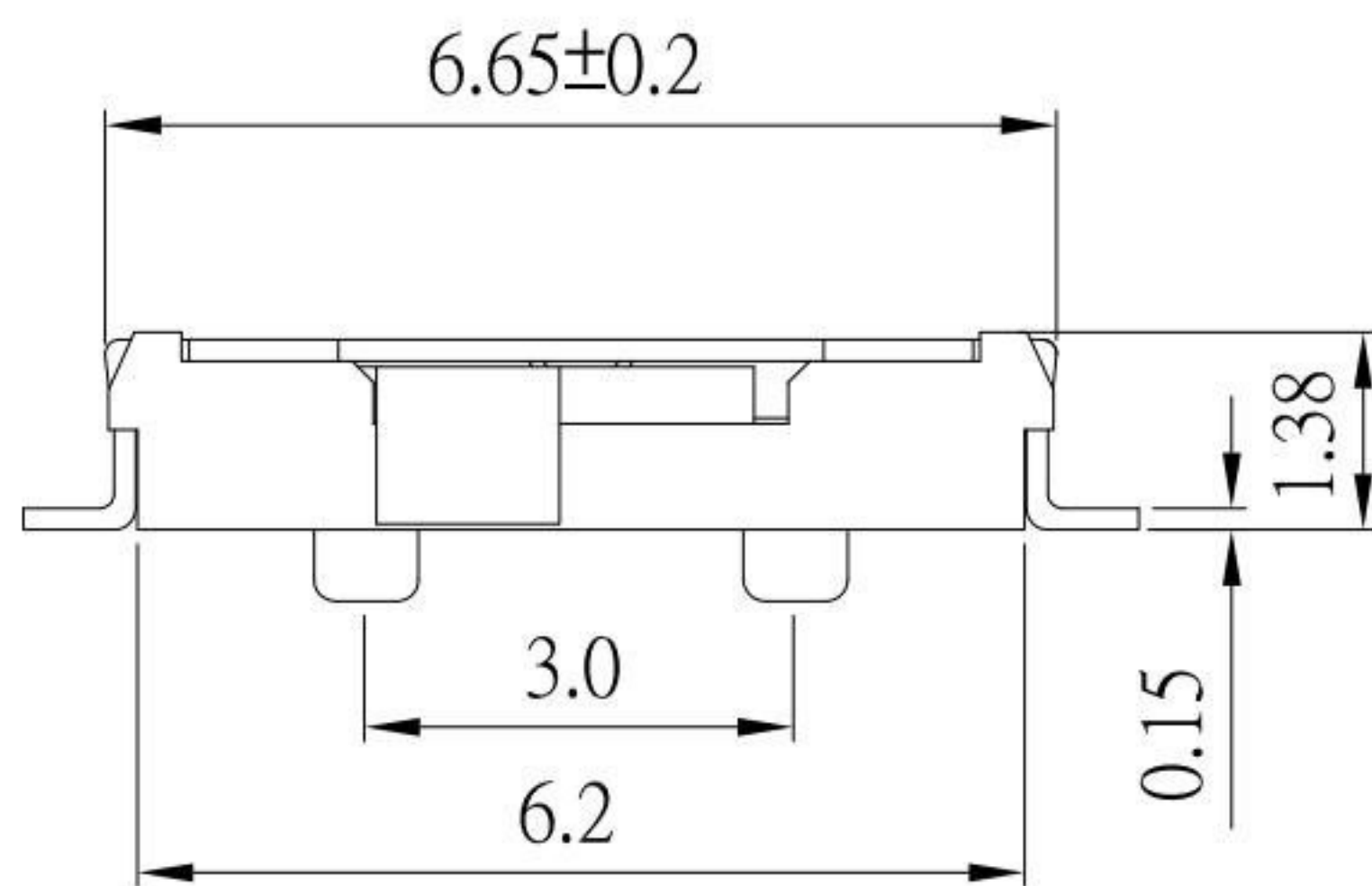
White : W



CIRCUIT DIAGRAM



P.C.B LAND PATTERN



## SPECIFICATIONS

Rating	100mA , 12V DC
Insulation Resistance	100MΩ Min.
Dielectric Withstanding Voltage	AC 250 V(50Hz)1min
Contact Resistance	100mΩ Max.
Operating Force	150 ± 30gf
Operating Life	10,000 cycles

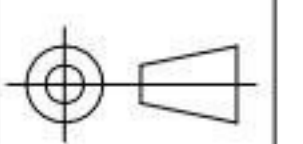
NO.	DESCRIPTION	QTY	MATERIAL	PLATING
E	COVER	1	SUS	Ni plated
D	SLIDER	1	PA46(Black)/PPA(White)	
C	CLIP	1	PHOSPHOR BRONZE	Ag plated
B	TERMINAL	1	PHOSPHOR BRONZE	Ag plated
A	BASE	1	LCP(Black)	

7	新增PCB LAYOUT尺寸	Jack	050322
6	更新Operating Force	Jack	101221
5	更新Operating Force	Jack	011521
4	新增撥柄行程	Jack	011221
3	更新材質	Jack	112620
2	更新圖面	Jack	112520
1	新增柄長選項	Jack	090420
ITEM NO.	DESCRIPTION	DRAWN	DATE

**KSD** 科斯达电子科技有限公司  
 SWITCH CONNECTOR KSD ELECTRONIC TECHNOLOGY Co., LTD  
 全球 互聯零組件 制造企业

TOLERANCE UNLESS OTHERWISE STATED :  
 Up to 5 ±0.2  
 Above 5 ~ 15 ±0.3  
 Above 15 ~ 30 ±0.4  
 Above 30 ~ 50 ±0.5  
 Angle ±0.3°

3RD. ANGEL'S



UNITS MM

DRAWN BY: Jack Lu  
 CHECKED BY: Jacky Chen  
 APPROVED BY: Tony Kao

DATE: 05/03/22  
 DATE: 05/03/22  
 DATE: 05/03/22

MAT'L  
 FINISH  
 SCALE: 1:1  
 SHEET NO.: 1 of 1  
 TITLE: SWITCH  
 MODLE: SLIDE SWICTH  
 DWG NO.: SS-B91APx-x-S246  
 PART NO.: SS-B91APx-x-S246

SIZE: A4  
 VER: R7