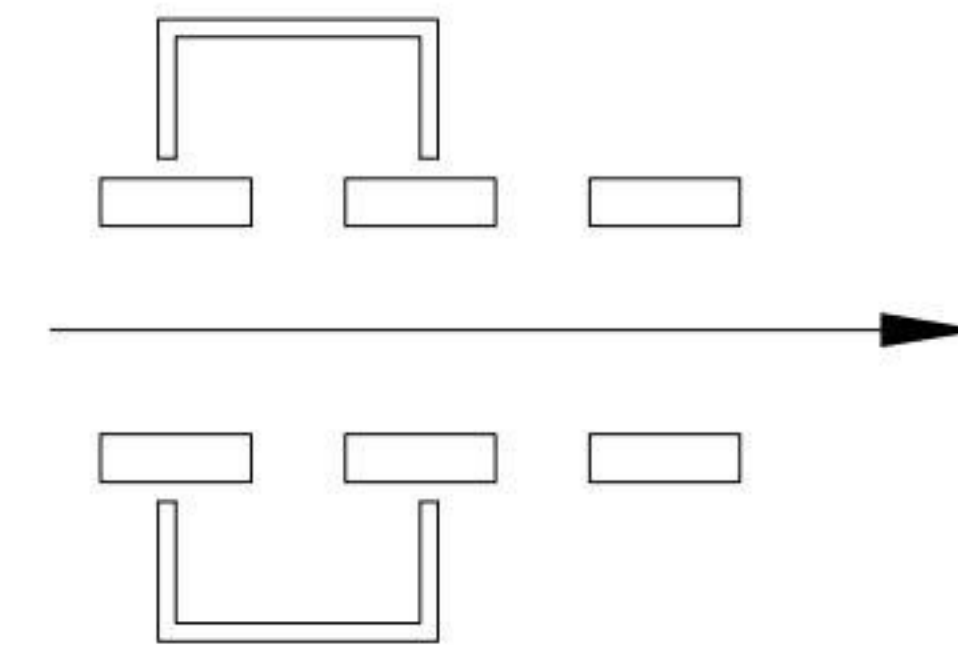


P.C.B LAND PATTERN

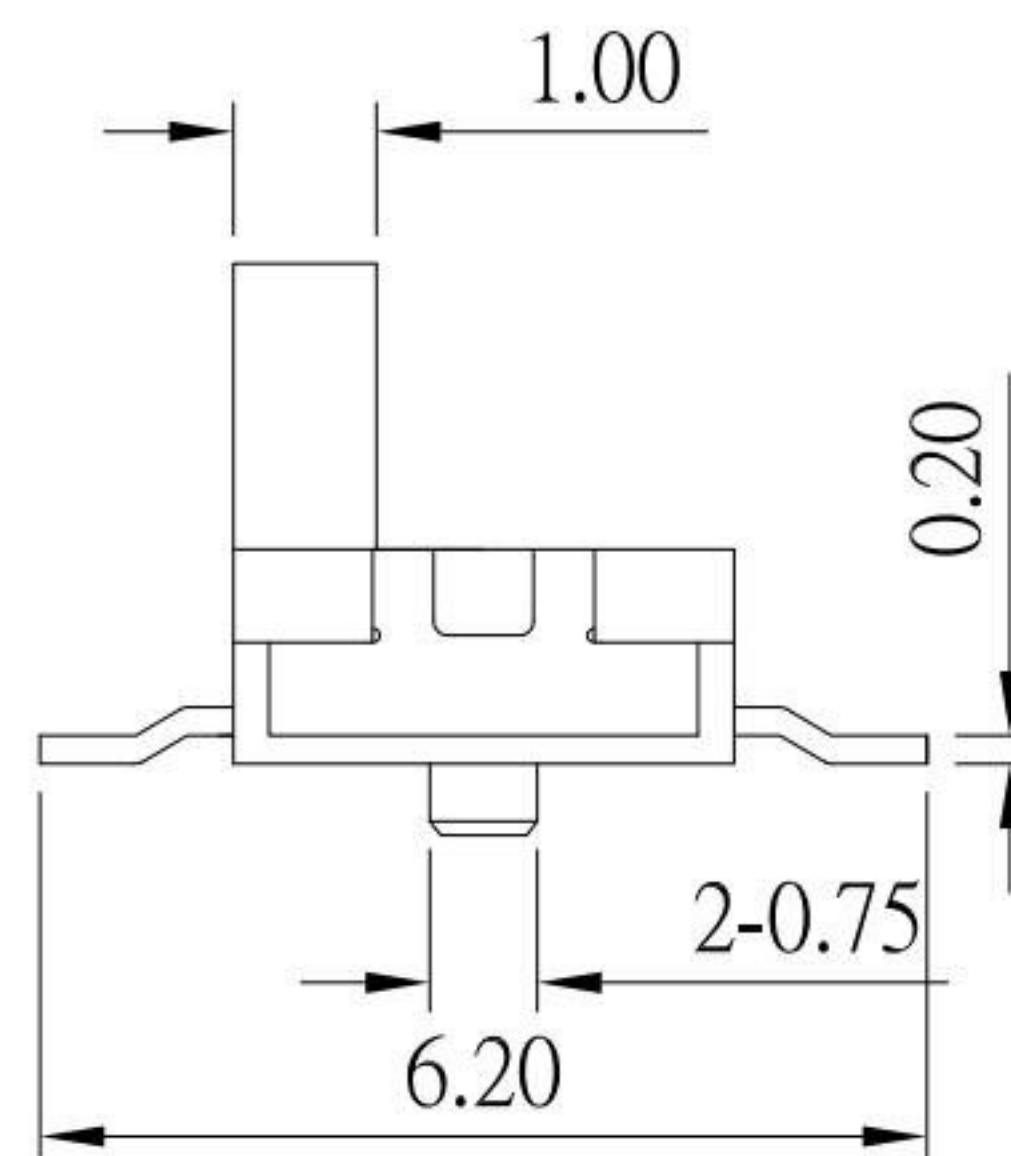
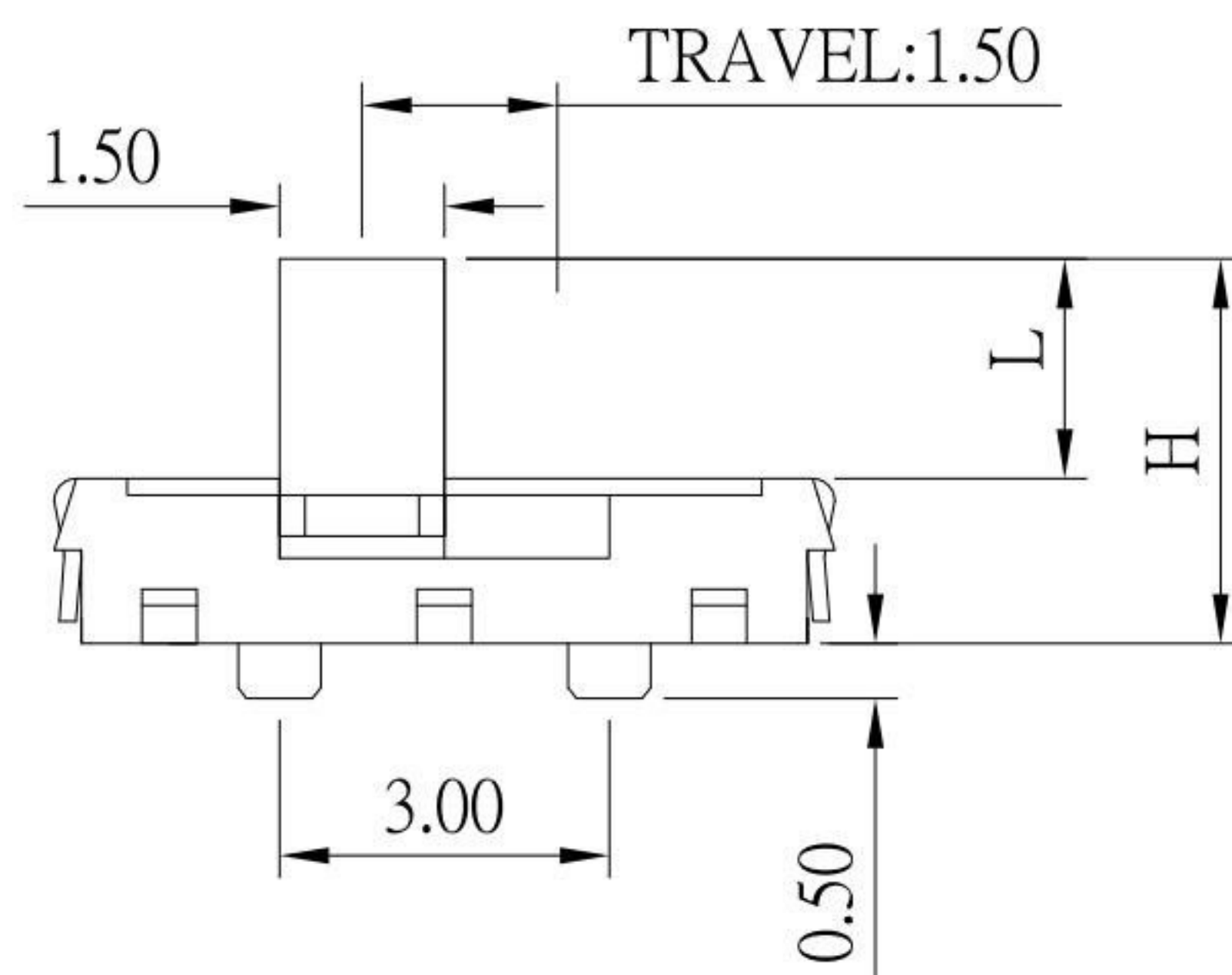


CIRCUIT DIAGRAM

MODEL NO.	SS-C90-S246	SS-C90A-S246	SS-C90B-S246	SS-C90C-S246
L (mm)	1.0	1.5	2.0	3.0
H (mm)	2.5	3.0	3.5	4.5

### SPECIFICATIONS

Rating	0.3A 4V DC
Insulation Resistance	50M $\Omega$ Min.
Dielectric Withstanding Voltage	AC 250 V(50Hz)1min
Contact Resistance	100m $\Omega$ Max.
Operating Force	170 $\pm$ 50gf
Operating Life	10,000 cycles



10	更新CLIP材質	Jack	082922
9	新增TRAVEL:1.50	Jack	060118
8	更新圖面	Jack	120914
7	更新CLIP材質	Jack	101514
6	更新Operating Force:150 $\pm$ 70gf	Jack	082214
5	更新材質	Jack	021414
4	新增高度選項"A"	Jack	021014
3	更新料號	Jack	112213
2	更新Rating及CIRCUIT DIAGRAM	Jack	062813
1	更新材質	Jack	060713
ITEM NO.	DESCRIPTION	DRAWN	DATE

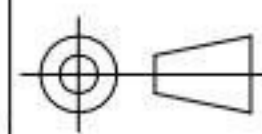


科斯达电子科技有限公司  
KSD ELECTRONIC TECHNOLOGY Co., LTD

TOLERANCE UNLESS  
OTHERWISE STATED:

Up to 5  $\pm$ 0.2  
Above 5 ~ 15  $\pm$ 0.3  
Above 15 ~ 30  $\pm$ 0.4  
Above 30 ~ 50  $\pm$ 0.5  
Angle  $\pm$ 0.3°

3RD.  
ANGEL'S



UNITS

MM

DRAWN BY: Jack Lu  
CHECKED BY: Jacky Chen  
APPROVED BY: Tony Kao

DATE: 08/29/22  
DATE: 08/29/22  
DATE: 08/29/22

MAT'L		TITLE	SWITCH
FINISH		MODLE	SLIDE SWITCH
SCALE	1 : 1	DWG NO.	SS-C90x-S246
SHEET NO.	1 of 1	PART NO.	SS-C90x-S246

SIZE  
A4  
VER  
R10