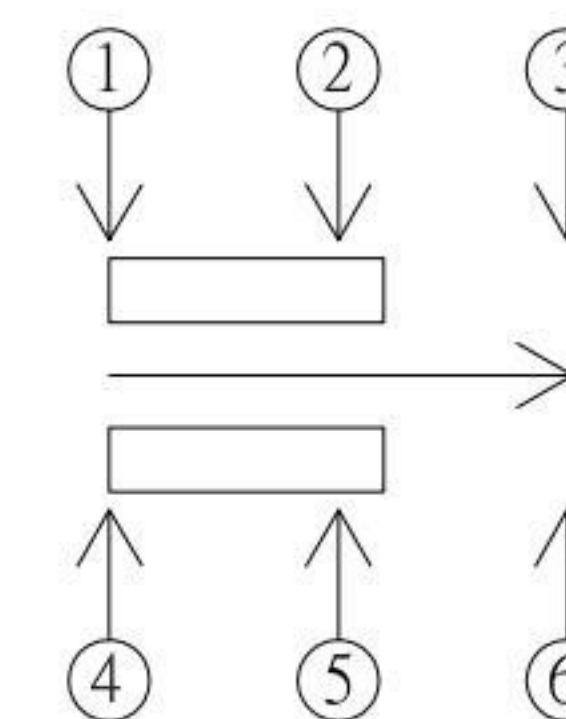
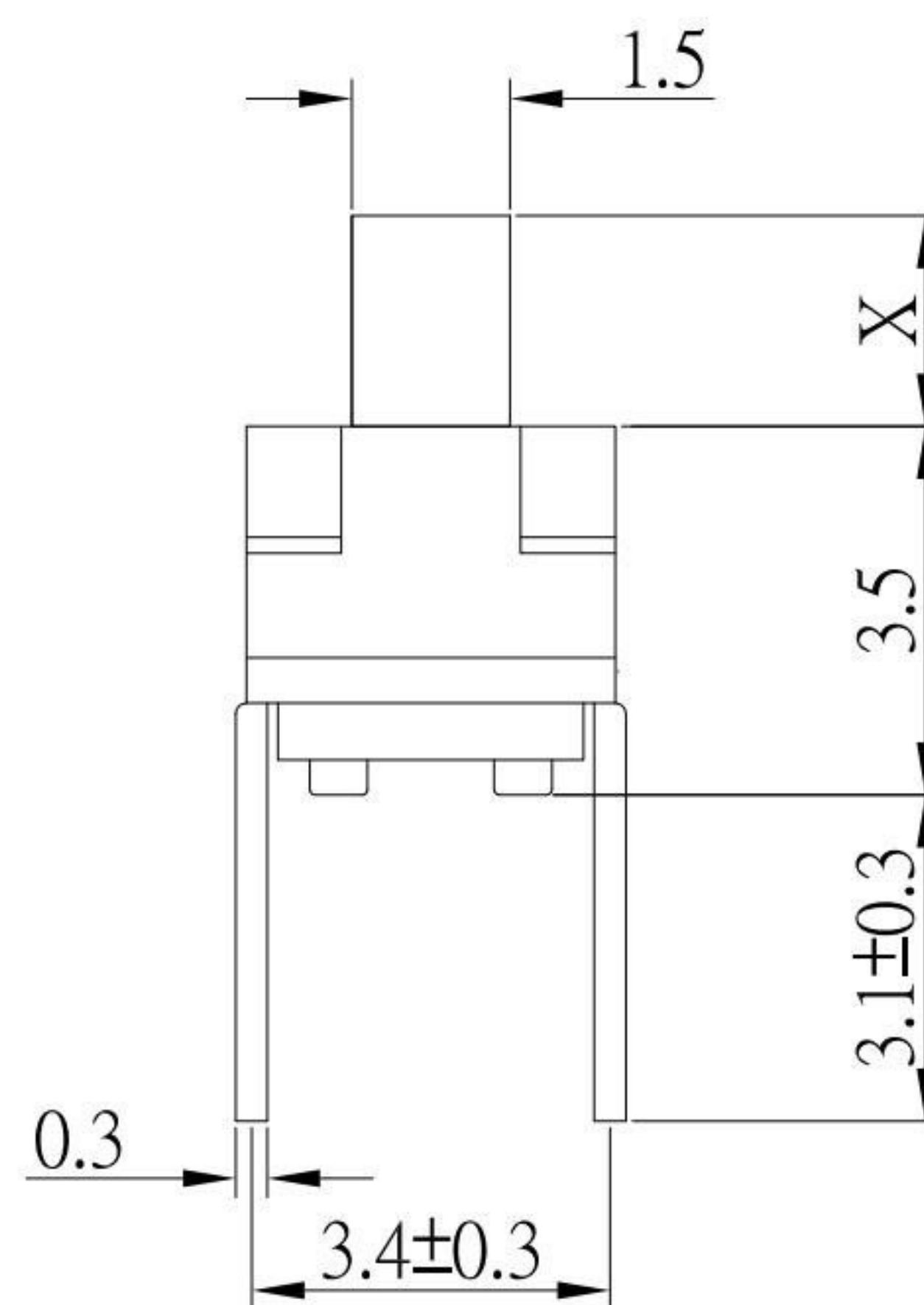
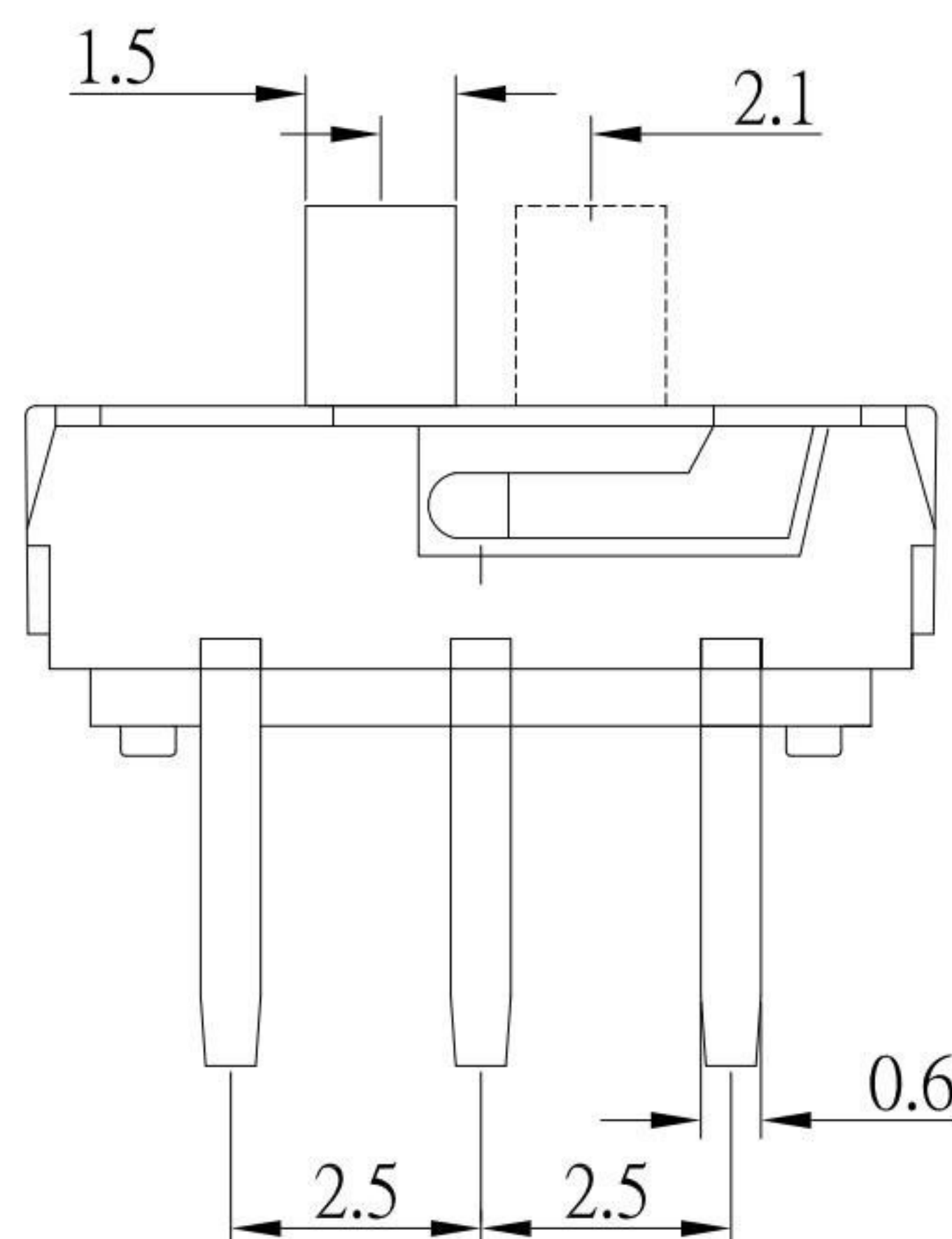


P.C.B LAND PATTERN



CIRCUIT DIAGRAM

NO	MODEL	KNOB(X)
1	SS-D35	2.0 mm
2	SS-D35B	4.0 mm
3	SS-D35D	5.0 mm



SPECIFICATIONS

Rating	10mA 12V DC
Insulation Resistance	50MΩ Min.
Dielectric Withstanding Voltage	AC 250 V
Contact Resistance	100mΩ Max.
Operating Force	160 ± 50gf
Operating Life	10,000 cycles

NO.	DESCRIPTION	QTY	MATERIAL	PLATING
E	TERMINAL	6	PHOSPHOR BRONZE	Ag plated
D	CLIP	2	PHOSPHOR BRONZE	Ag plated
C	COVER	1	SUS	
B	CASE	1	PA	Black
A	SLIDER	1	PA	Black

**KSD** 科斯达电子科技有限公司  
 SWITCH CONNECTOR KSD ELECTRONIC TECHNOLOGY Co., LTD  
 全球 互聯零組件製造企業

TOLERANCE UNLESS OTHERWISE STATED:  
 Up to 5 ±0.2  
 Above 5 ~ 15 ±0.3  
 Above 15 ~ 30 ±0.4  
 Above 30 ~ 50 ±0.5  
 Angle ±0.3°

3RD. ANGEL'S  
 UNITS MM

DRAWN BY:	DATE	MAT'L	TITLE	SWITCH
Jack Lu	11/19/21		MODLE	SLIDE SWICTH
CHECKED BY:	DATE	SCALE	DWG NO.	SS-D35x-B-S246
Jacky Chen	11/19/21	1 : 1	PART NO.	SS-D35x-B-S246
APPROVED BY:	DATE	SHEET NO.		
Tony Kao	11/19/21	1 of 1		

ITEM NO.	DESCRIPTION	DRAWN	DATE
1	新增柄長選項更新SPEC和材質	Jack	111921