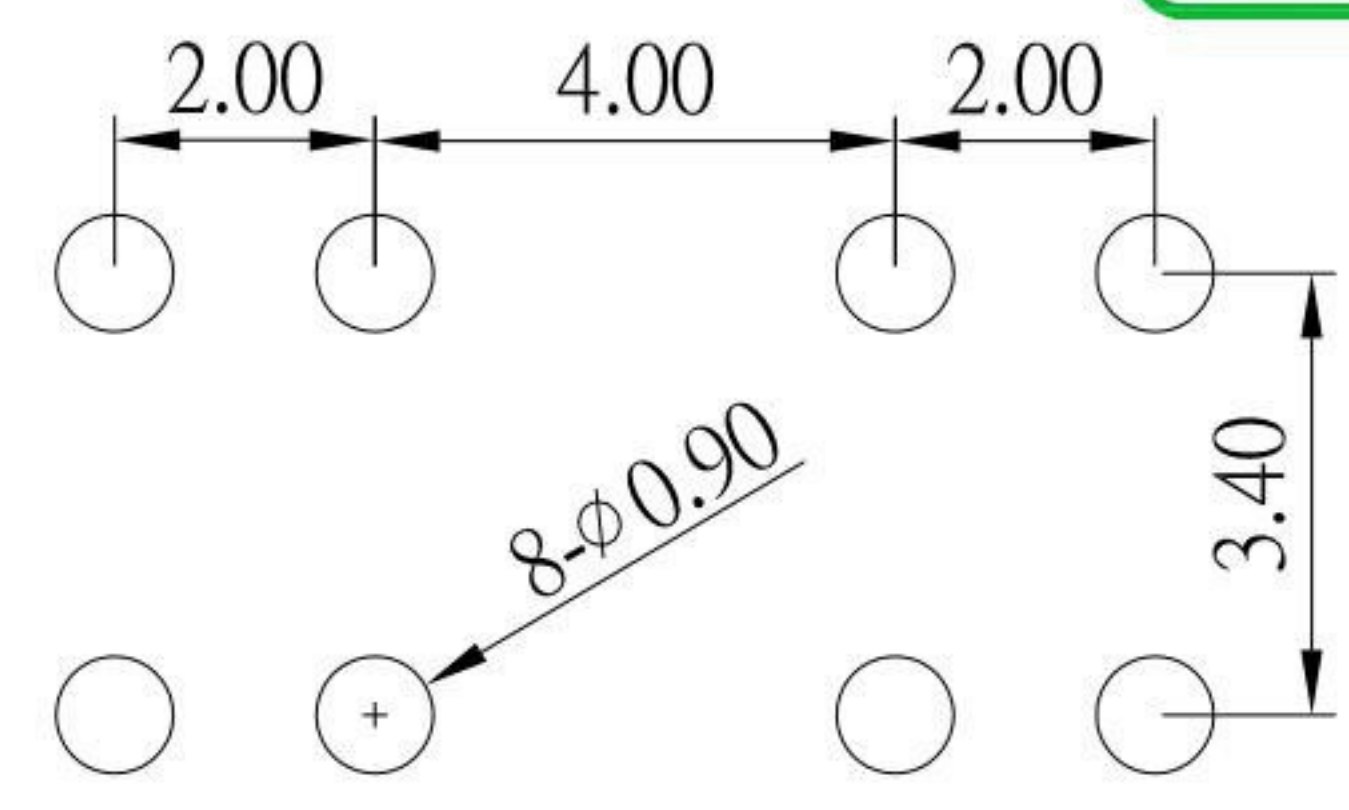


CIRCUIT DIAGRAM

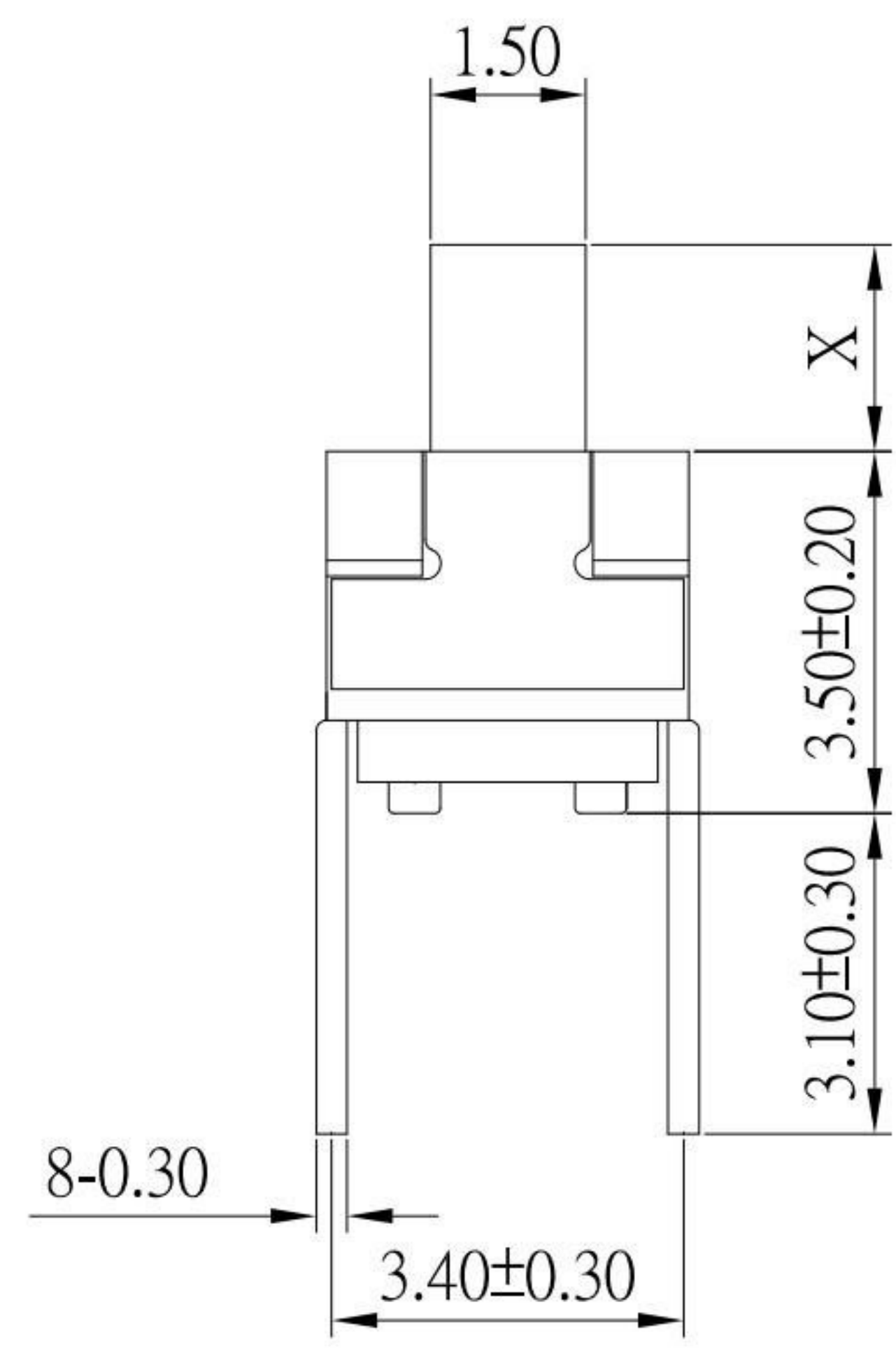
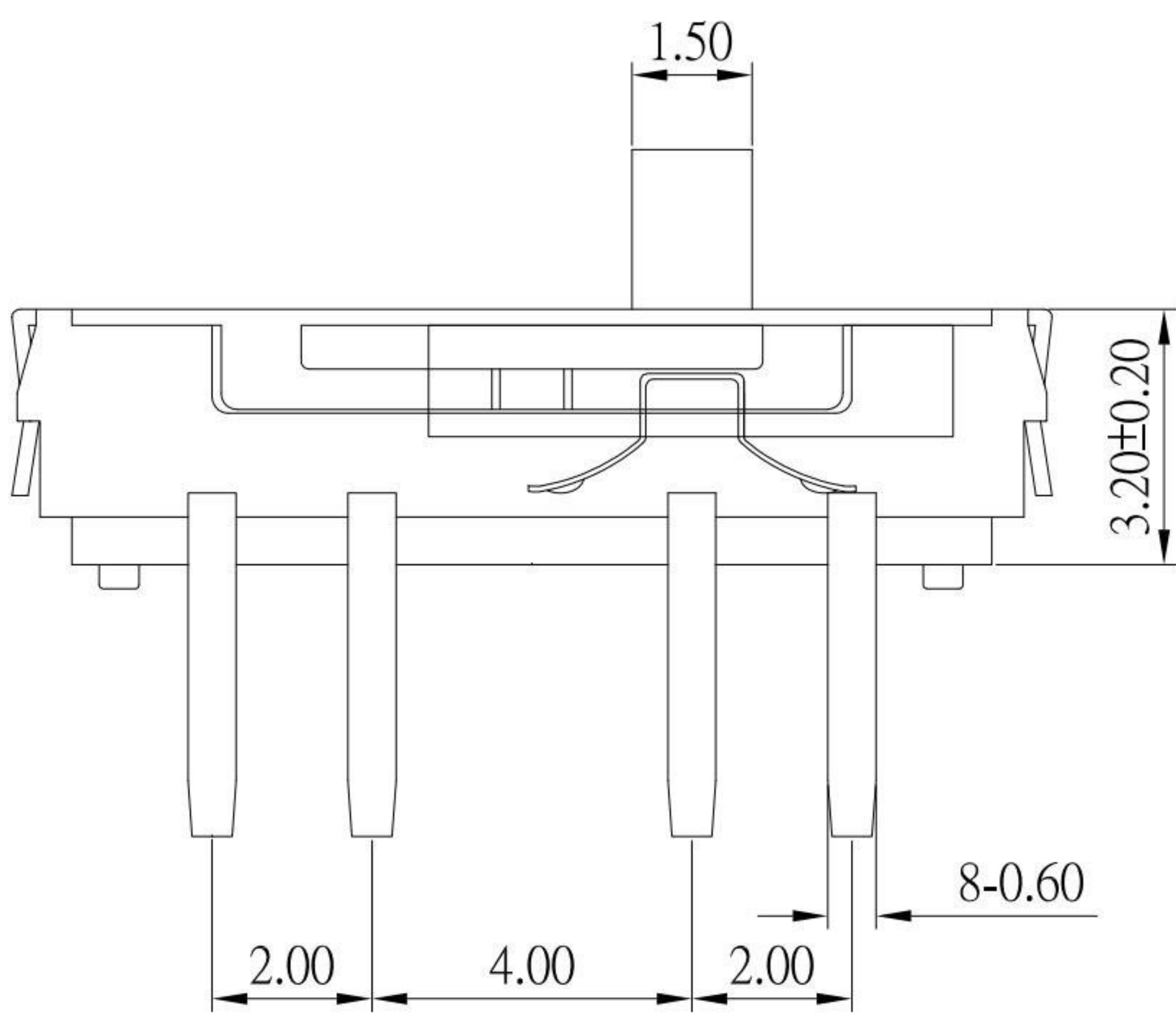


P.C.B LAND PATTERN

MODEL NO.	KNOB(X)
SS-F36	2.0 mm
SS-F36A	4.0 mm

SPECIFICATIONS

Rating	0.3A 6V DC
Insulation Resistance	100MΩ Min.
Dielectric Withstanding Voltage	AC 250 V(50Hz)1min
Contact Resistance	100mΩ Max.
Operating Force	230 ± 70gf
Operating Life	10,000 cycles



NO.	DESCRIPTION	QTY	MATERIAL	PLATING
E	TERMINAL	8	PHOSPHOR BRONZE	Ag plated
D	CLIP	2	PHOSPHOR BRONZE	Ag plated
C	COVER	1	STAINLESS STEEL	
B	CASE	1	LCP	Black
A	SLIDER	1	PA46	Black

ITEM NO.	DESCRIPTION	DRAWN	DATE
5	更新材質	Jack	121521
4	更新圖面	Jack	011421
3	更新CIRCUIT DIAGRAM	Jack	120618
2	更新為A0版	Jack	021517
1	更新材質	Jack	011817

KSD 科斯达电子科技有限公司
 SWITCH CONNECTOR KSD ELECTRONIC TECHNOLOGY Co., LTD
 全球 互聯零組件製造企業

TOLERANCE UNLESS OTHERWISE STATED:
 Up to 5 ±0.2
 Above 5 ~ 15 ±0.3
 Above 15 ~ 30 ±0.4
 Above 30 ~ 50 ±0.5
 Angle ±0.3°

3RD. ANGEL'S

UNITS MM

DRAWN BY:	DATE	MAT'L	TITLE	SWITCH
Jack Lu	12/15/21		MODLE	SLIDE SWITCH
CHECKED BY:	DATE	SCALE	DWG NO.	SS-F36x-B-S246
Jacky Chen	12/15/21	1:1	PART NO.	SS-F36x-B-S246
APPROVED BY:	DATE	SHEET NO.	1 of 1	
Tony Kao	12/15/21			

SIZE
A4
VER
R5