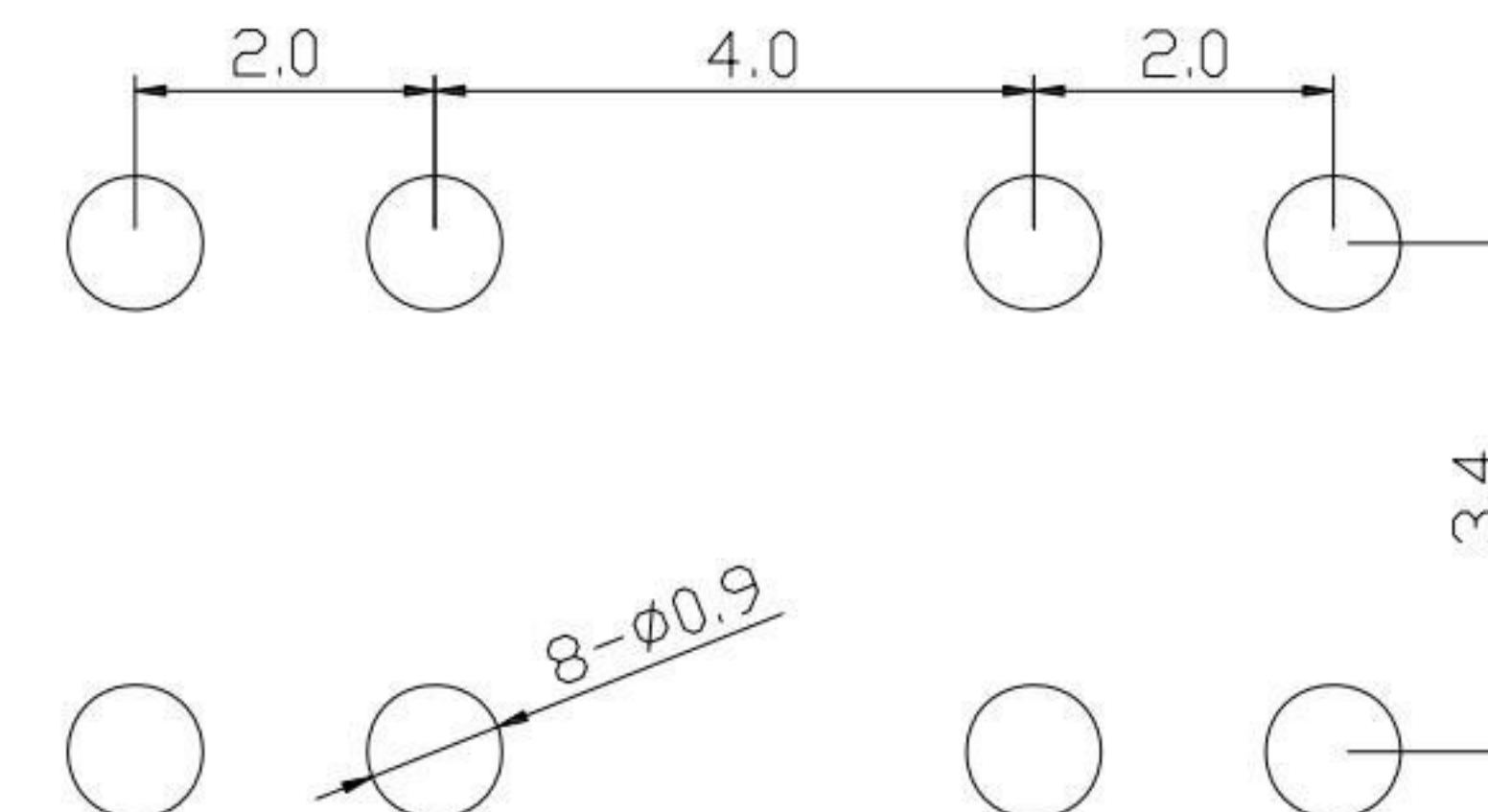


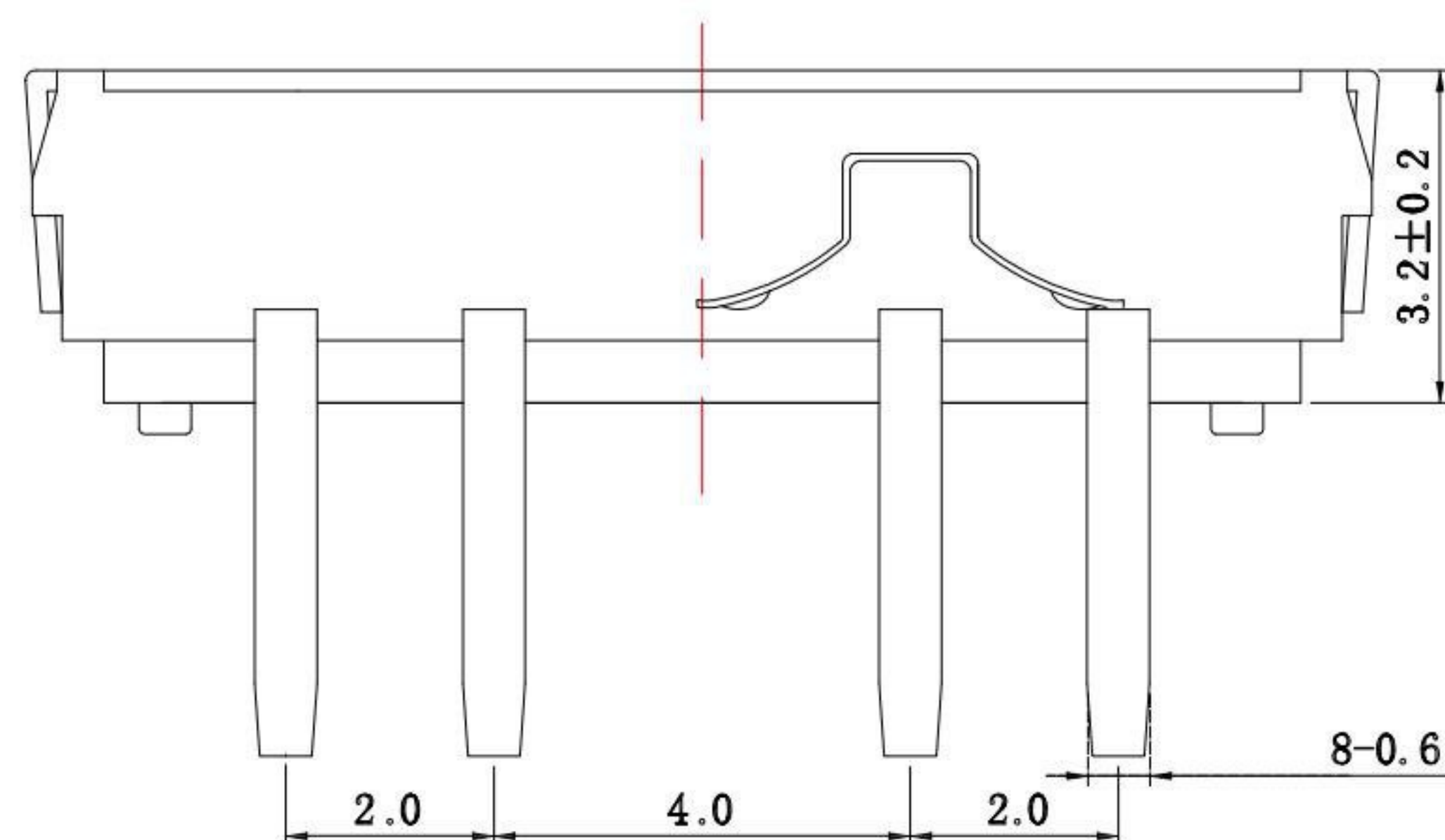
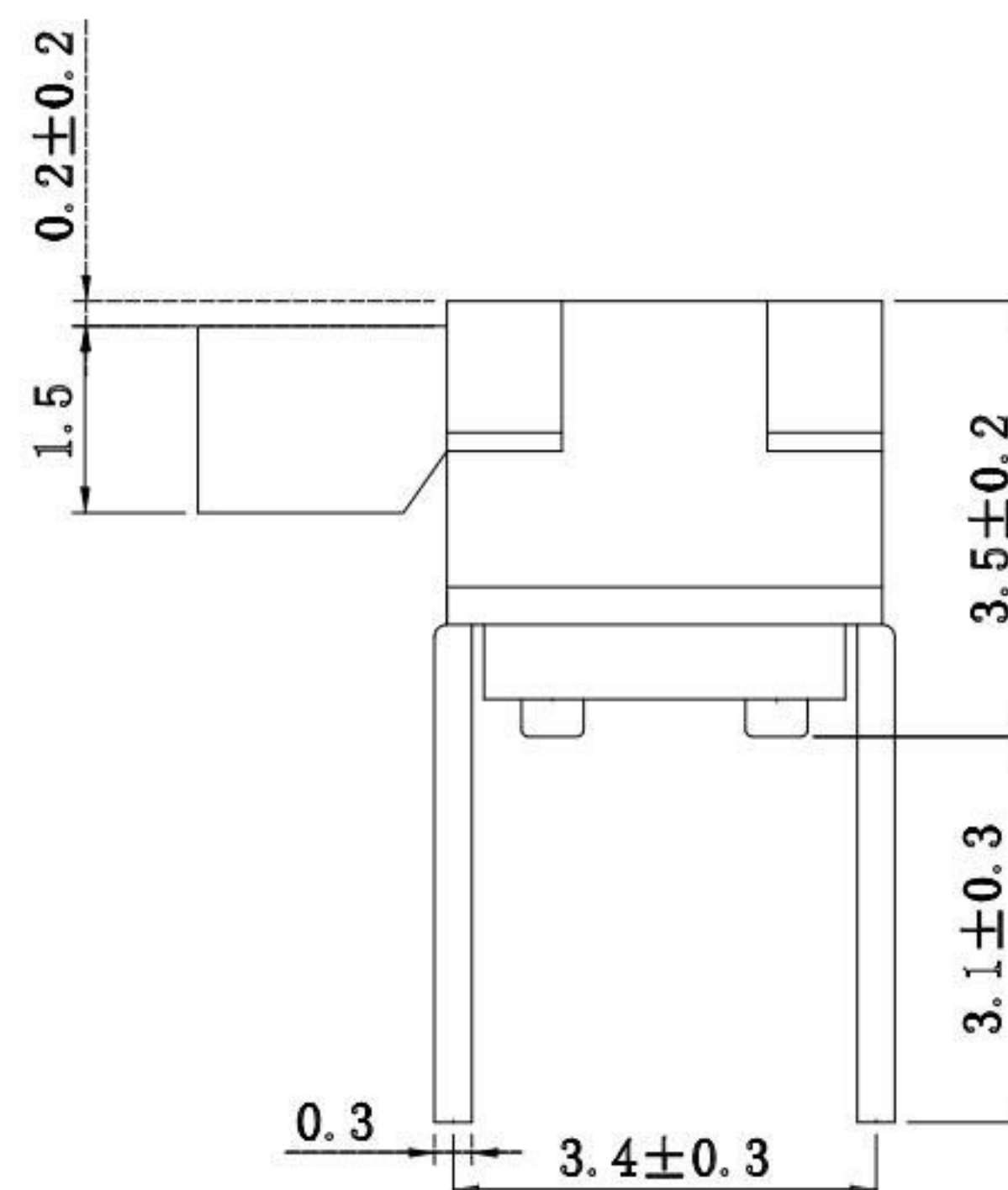
CIRCUIT DIAGRAM



P.C.B LAND PATTERN

KNOB HEIGHT

Model	X(mm)
SS-F46-B-S246	2.0
SS-F46B-B-S246	4.0



SPECIFICATIONS

Rating	100mA 12V DC
Insulation Resistance	50MΩ Min.
Dielectric Withstanding Voltage	AC 250 V
Contact Resistance	100mΩ Max.
Operating Force	230 ± 70gf
Operating Life	10,000 cycles

NO.	DESCRIPTION	QTY	MATERIAL	PLATING
E	TERMINAL	8	PHOSPHOR BRONZE	Ag plated
D	CLIP	2	PHOSPHOR BRONZE	Ag plated
C	COVER	1	SUS	
B	CASE	1	PA6T	Black
A	SLIDER	1	PA46	Black

5	更新樣式和材質	Jack	011623
4	更新圖面	Jack	111521
3	更新樣式	Jack	041219
2	更新為A0版	Jack	030216
1	更新圖面	Jack	082514
ITEM NO.	DESCRIPTION	DRAWN	DATE

KSD 科斯达电子科技有限公司
 SWITCH CONNECTOR KSD ELECTRONIC TECHNOLOGY Co., LTD
 全球 互聯零組件 制造企业

TOLERANCE UNLESS OTHERWISE STATED:
 Up to 5 ±0.2
 Above 5 ~ 15 ±0.3
 Above 15 ~ 30 ±0.4
 Above 30 ~ 50 ±0.5
 Angle ±0.3

3RD. ANGEL'S

UNITS MM

DRAWN BY:	DATE	MAT'L	TITLE	SWITCH
Jack Lu	01/16/23	FINISH	MODLE	SLIDE SWICTH
CHECKED BY:	DATE	SCALE	DWG NO.	SS-F46x-B-S246
Jacky Chen	01/16/23	1:1	PART NO.	SS-F46x-B-S246
APPROVED BY:	DATE	SHEET NO.	1 of 1	
Tony Kao	01/16/23			

SIZE A4
 VER R5