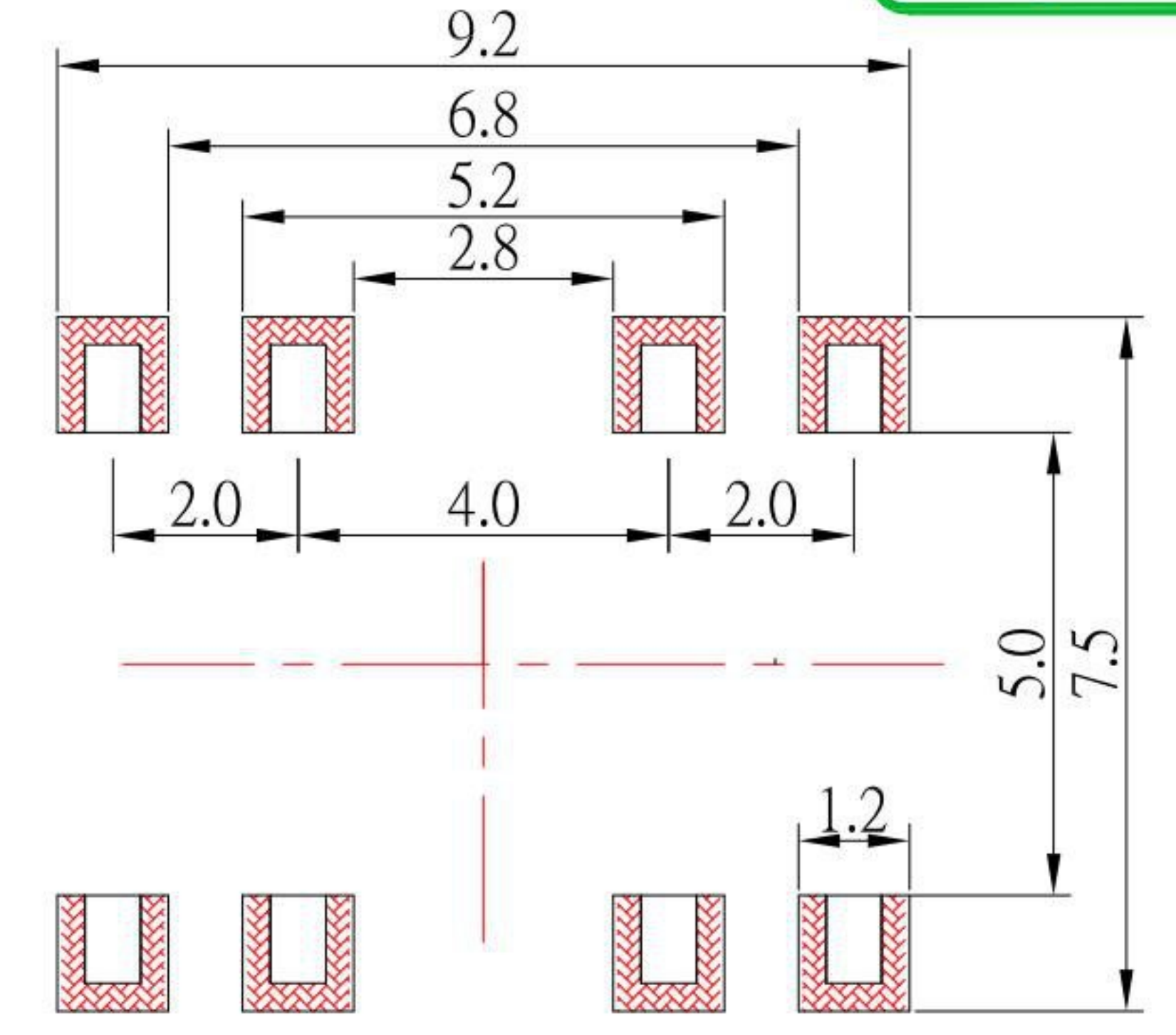


CIRCUIT DIAGRAM



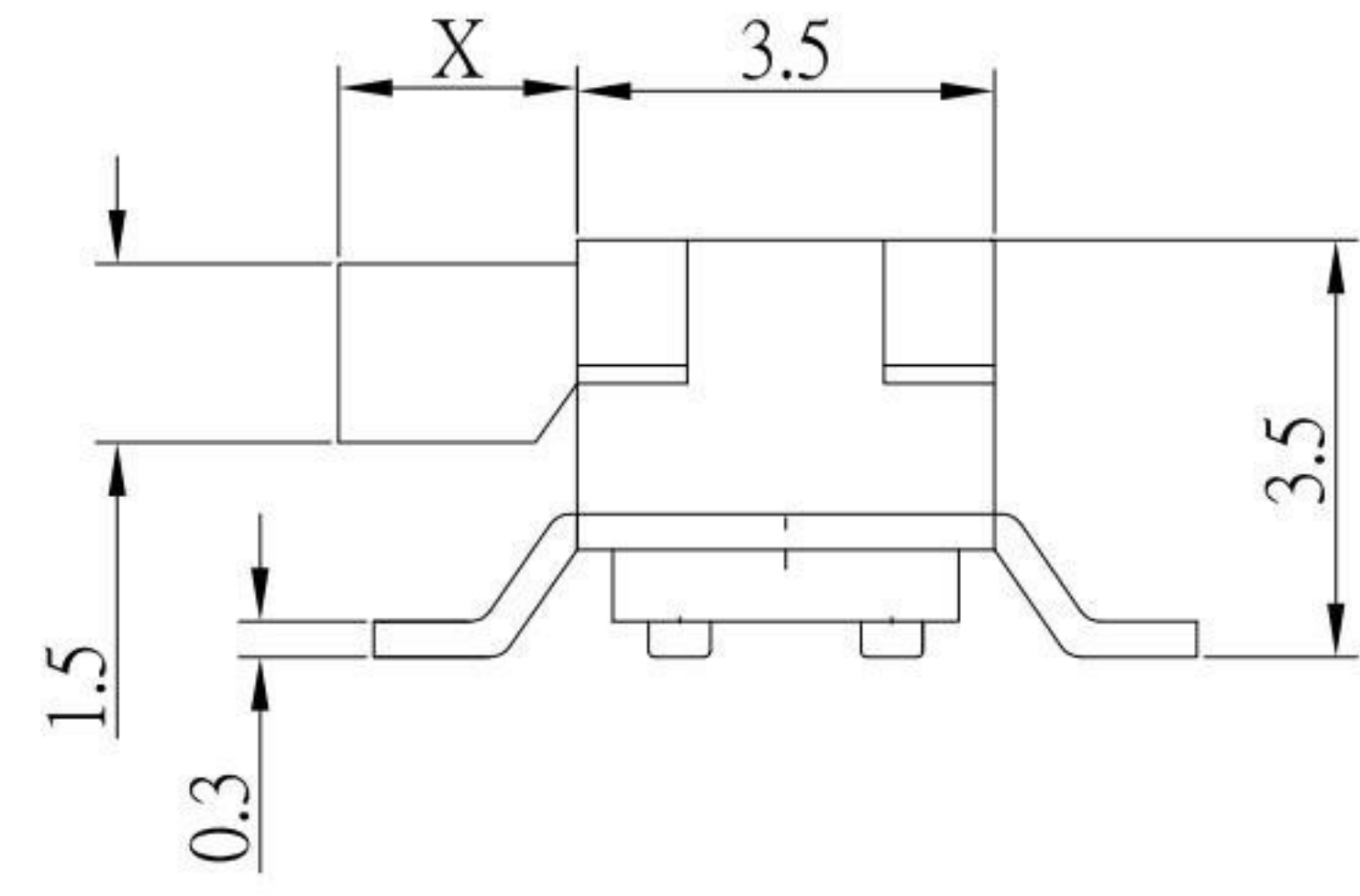
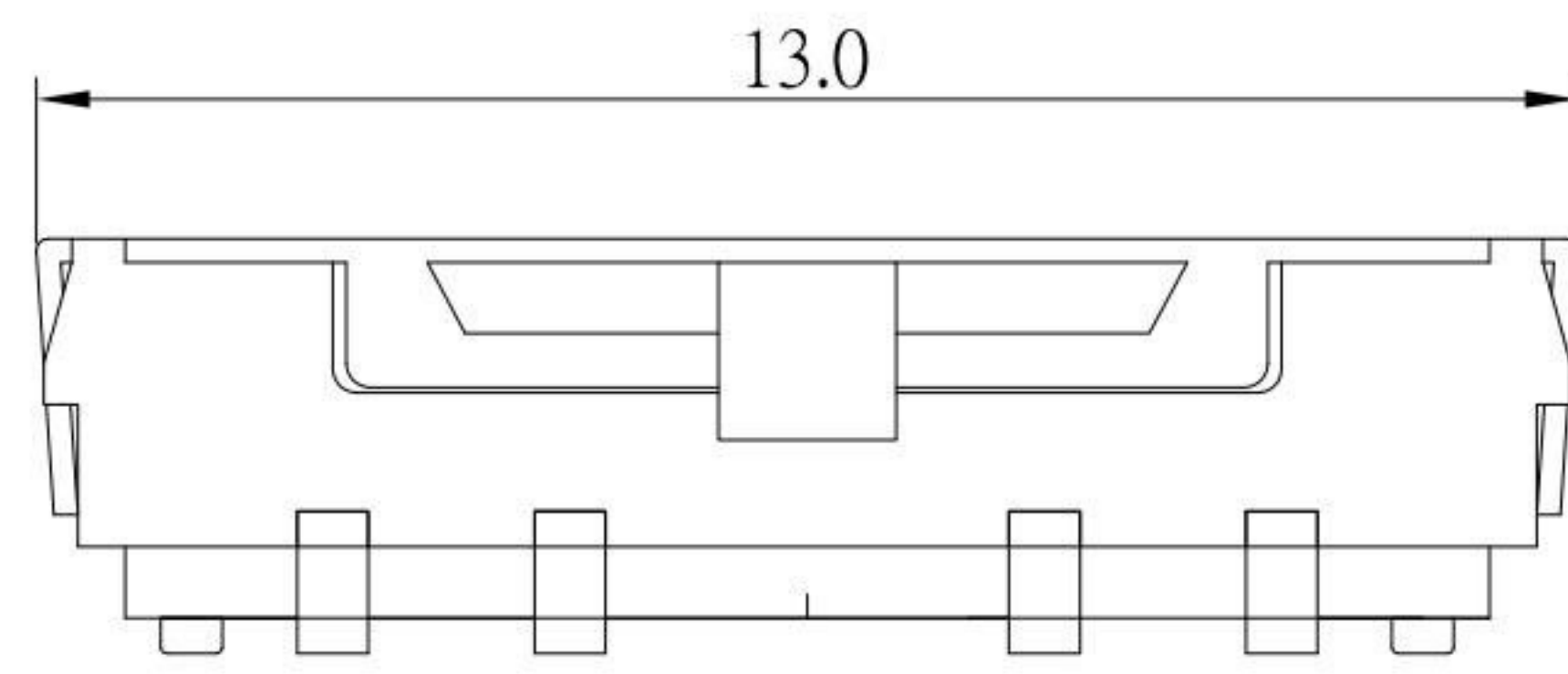
P.C.B LAND PATTERN

SS-F46Sx-x-S246

MODEL NO.	KNOB(X)	SLIDER COLOR :
SS-F46S	2.0 mm	Black : B
SS-F46SA	4.0 mm	White : Blank

SPECIFICATIONS

Rating	0.3A 6V DC
Insulation Resistance	50MΩ Min.
Dielectric Withstanding Voltage	AC 250 V(50Hz)1min
Contact Resistance	100mΩ Max.
Operating Force	200 ± 50gf
Operating Life	10,000 cycles



NO.	DESCRIPTION	QTY	MATERIAL	PLATING
E	TERMINAL	8	PHOSPHOR BRONZE	Ag plated
D	CLIP	1	BECU	Ag plated
C	COVER	1	SUS	
B	CASE	1	LCP	Black
A	SLIDER	1	PA46	

KSD 科斯达电子科技有限公司
 SWITCH CONNECTOR KSD ELECTRONIC TECHNOLOGY Co., LTD
 全球 互联零组件制造企业

TOLERANCE UNLESS OTHERWISE STATED :
 Up to 5 ±0.2
 Above 5 ~ 15 ±0.3
 Above 15 ~ 30 ±0.4
 Above 30 ~ 50 ±0.5
 Angle ±0.3°

3RD. ANGEL'S UNITS MM

DRAWN BY: Jack Lu DATE: 04/26/19
 CHECKED BY: Jacky Chen DATE: 04/26/19
 APPROVED BY: Tony Kao DATE: 04/26/19

MAT'L		TITLE	SWITCH
FINISH		MODLE	SLIDE SWICTH
SCALE	1 : 1	DWG NO.	SS-F46Sx-x-S246
SHEET NO.	1 of 1	PART NO.	SS-F46Sx-x-S246

ITEM NO.	DESCRIPTION	DRAWN	DATE
3	新增TRAVEL	Jack	042619
2	新增高度选项及更新料号	Jack	021916
1	更新画面	Jack	082514

SIZE A4
 VER R3