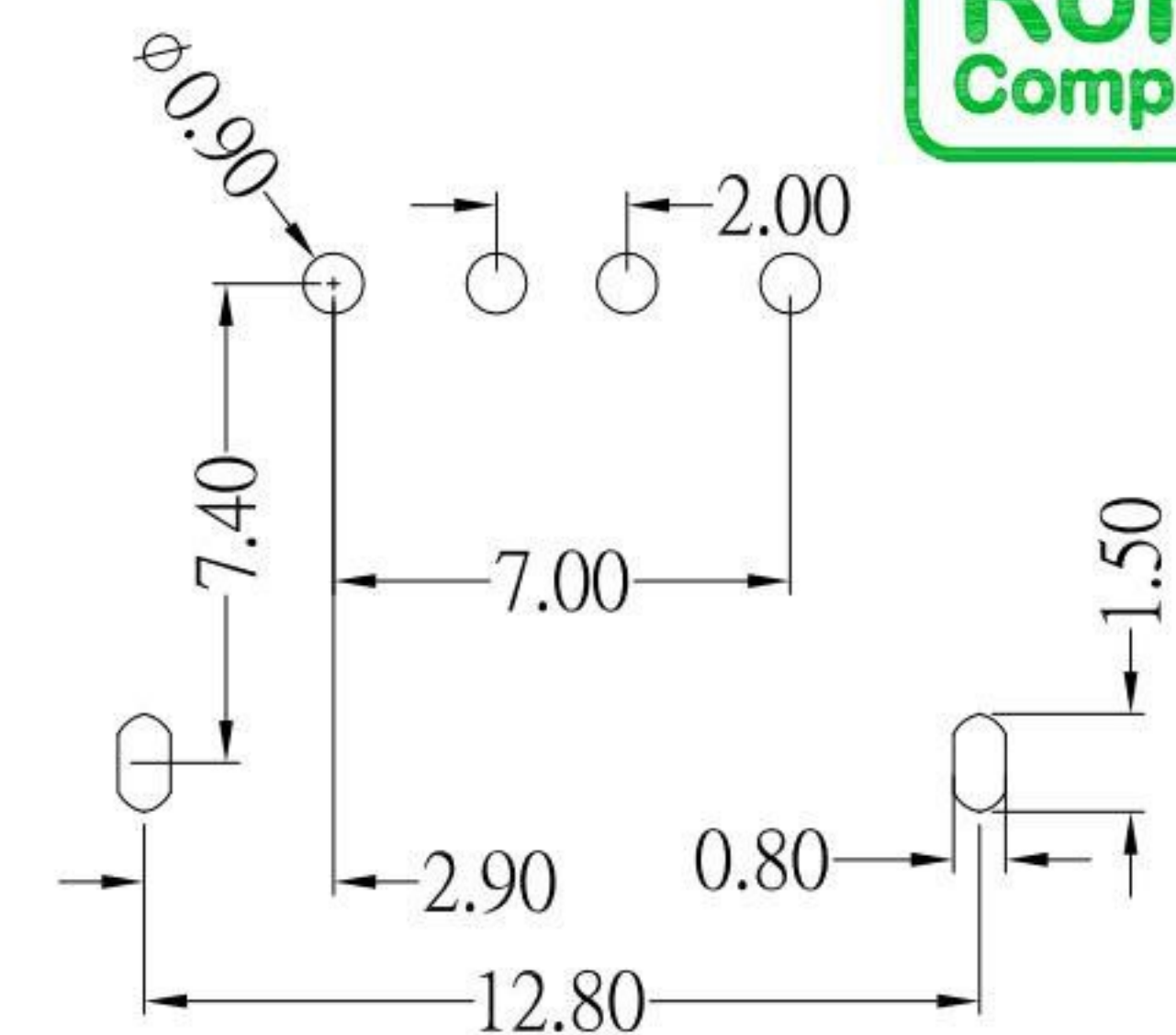




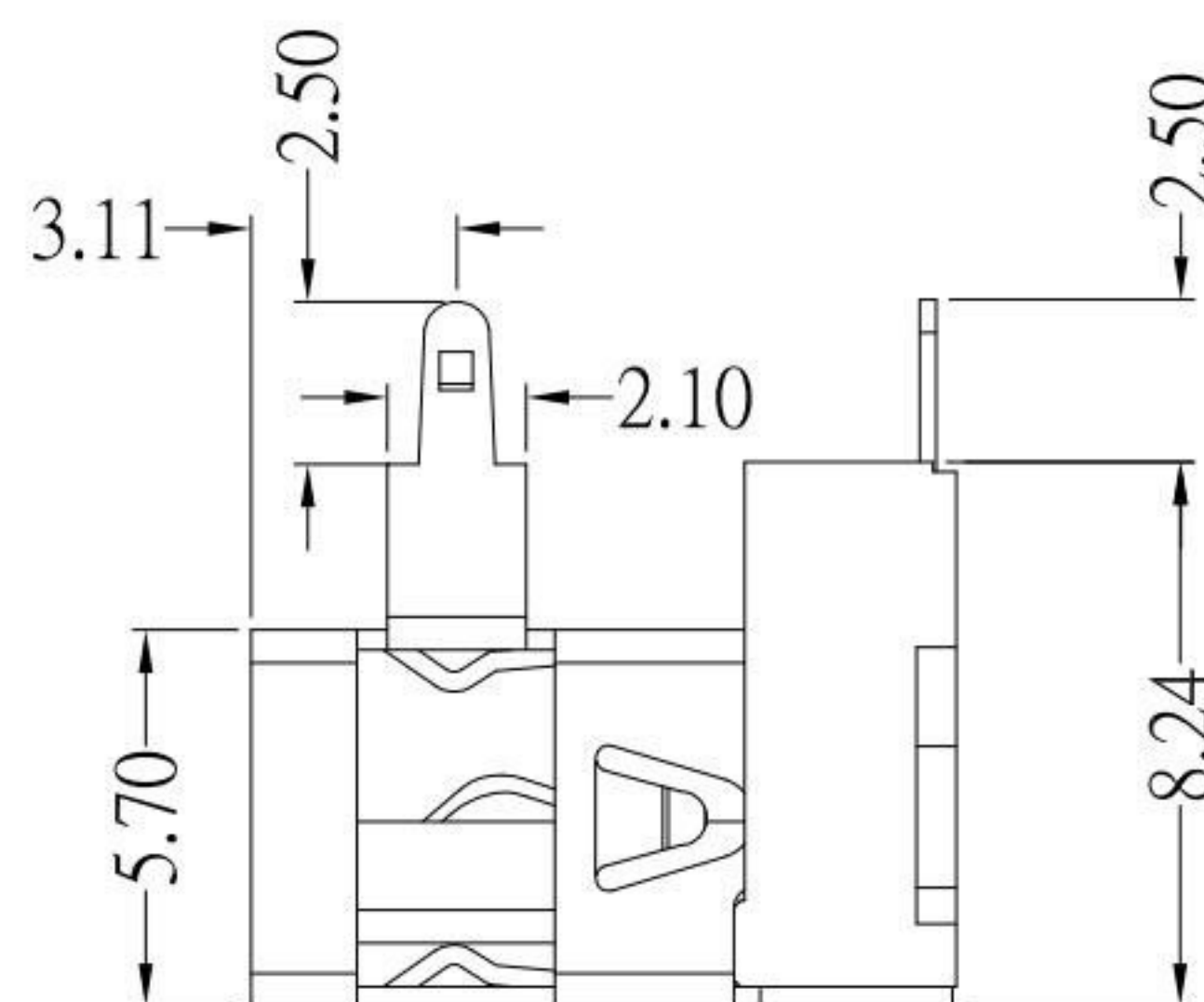
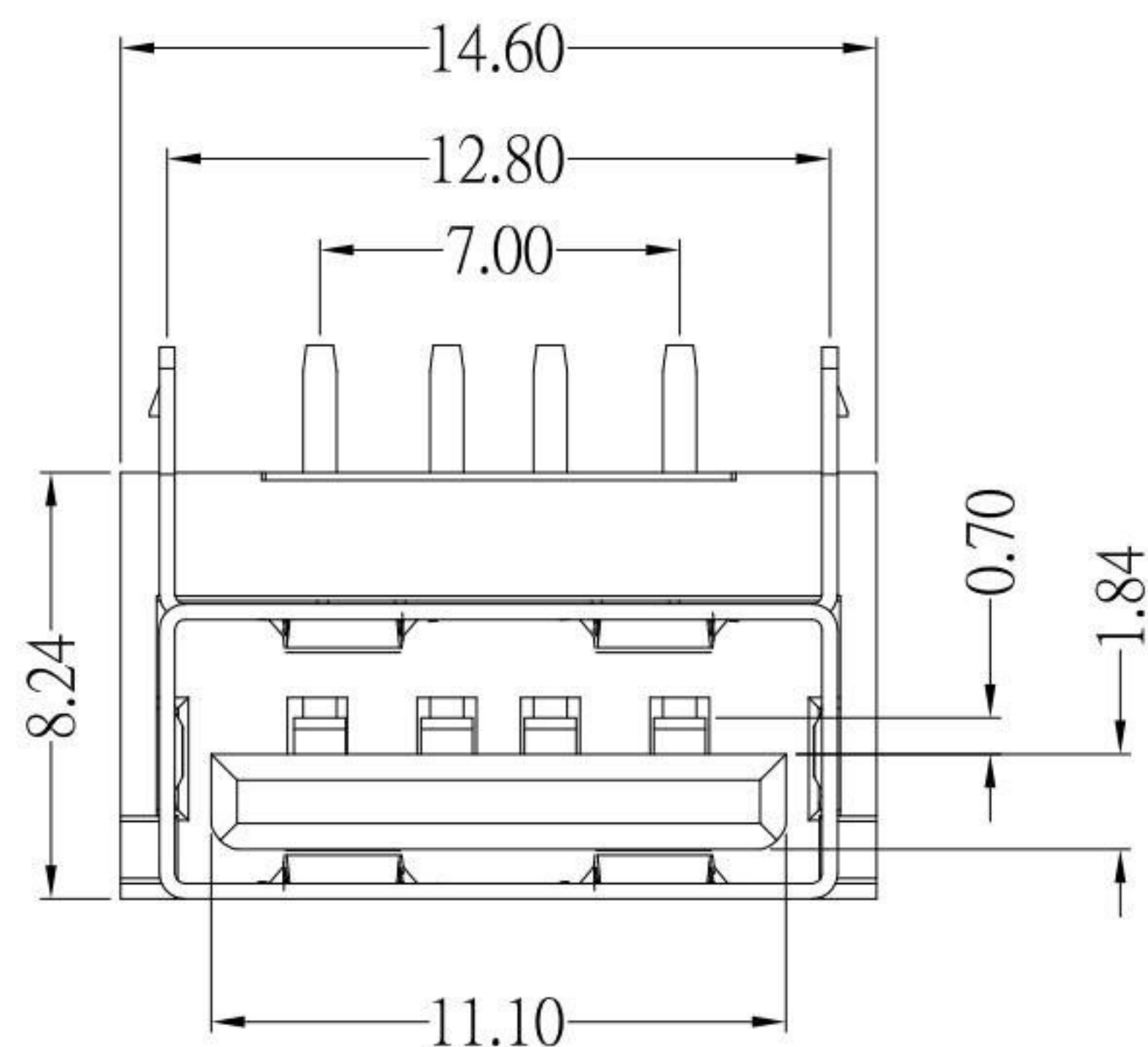
SUA-110H56I-x-S236

COLOR :

Black : B
White : W
Red : R



P.C.B LAYOUT MOUNTING PATTERN



SPECIFICATIONS

Electrical:

1. Rating: 2.5A
2. Contact Resistance: 30 mΩ Max
3. Dielectric Withstanding Voltage: 500 V AC
4. Insulation Resistance: 1000 MΩ Min

Mechanical:

1. Connector Mate and Unmate Force
 - 1.1 Mate force: 35 N (Max)
 - 1.2 Unmate force: 10N (Min)

Material:

1. Housing: PBT
2. Contact: Brass
3. Shell: SPCC

Finish:

1. Contact: Plated Gold in Mating Area ;
Tin Plated on Solder Balls ;
Nickel under plated overall
2. Shell: Nickel under Plated surface layer

ITEM NO.	DESCRIPTION	DRAWN	DATE
3	更新尺寸	Jack	033121
2	新增尺寸	Jack	011521
1	新增PCB LAYOUT尺寸及新增顏色選項	Jack	011421

KSD 科斯达电子科技有限公司
 SWITCH CONNECTOR 全球 互联零组件制造企业
 KSD ELECTRONIC TECHNOLOGY Co., LTD

TOLERANCE UNLESS OTHERWISE STATED :

Up to 5	±0.2
Above 5 ~ 15	±0.3
Above 15 ~ 30	±0.4
Above 30 ~ 50	±0.5
Angle	±0.3°

3RD. ANGEL'S

UNITS MM

DRAWN BY:	DATE	MAT'L	TITLE	CONNECTOR
Jack Lu	03/31/21			
CHECKED BY:	DATE	FINISH	MODLE	USB AF 短體10.6 前2腳 加高H8.24mm
Jacky Chen	03/31/21			
APPROVED BY:	DATE	SCALE	DWG NO.	SUA-110H56I-x-S236
Tony Kao	03/31/21	1 : 1		
		SHEET NO.	PART NO.	SUA-110H56I-x-S236
		1 of 1		

SIZE	A4
VER	R3