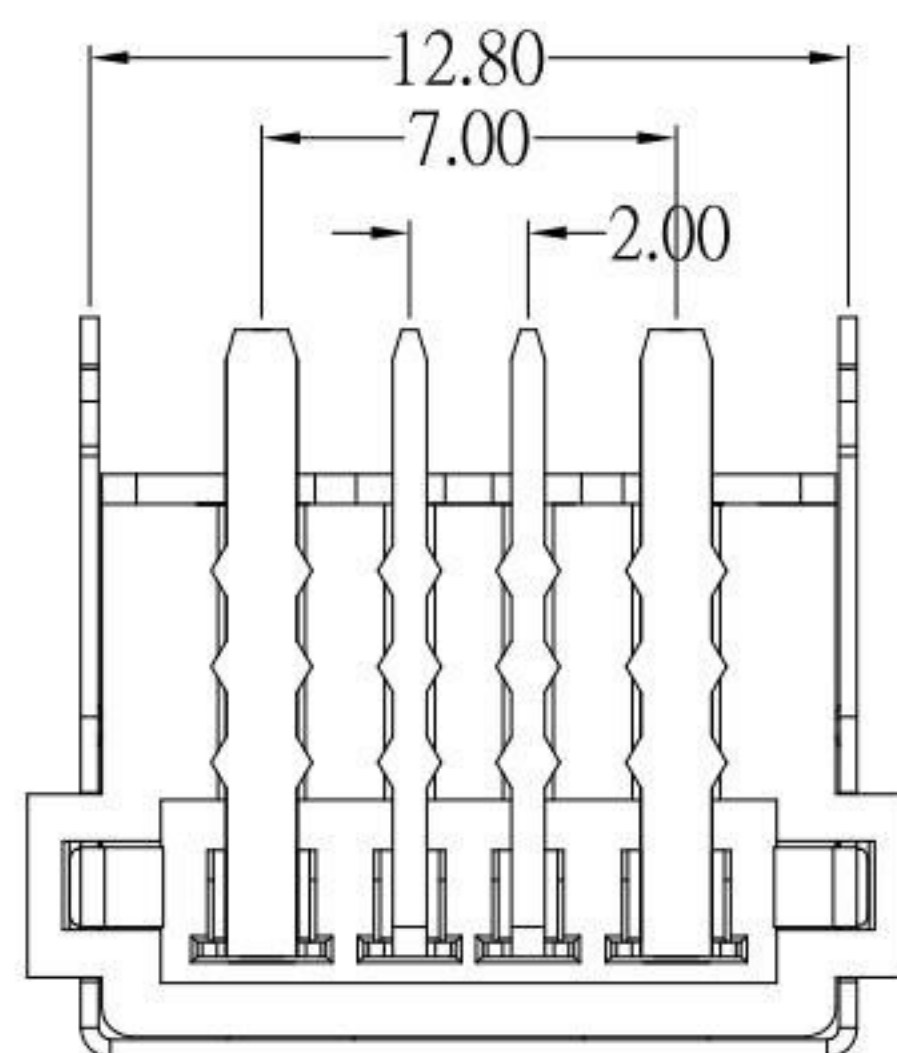
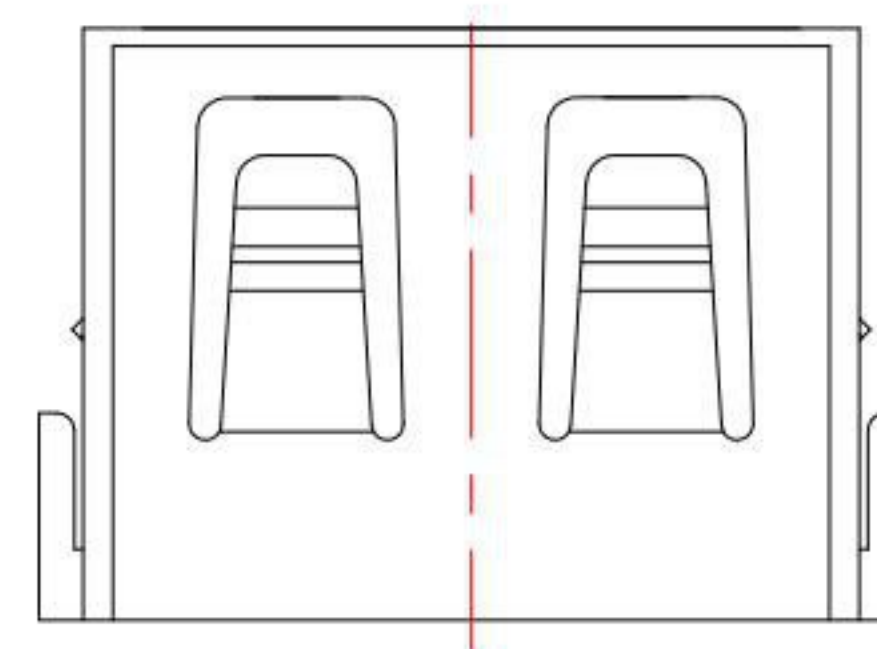
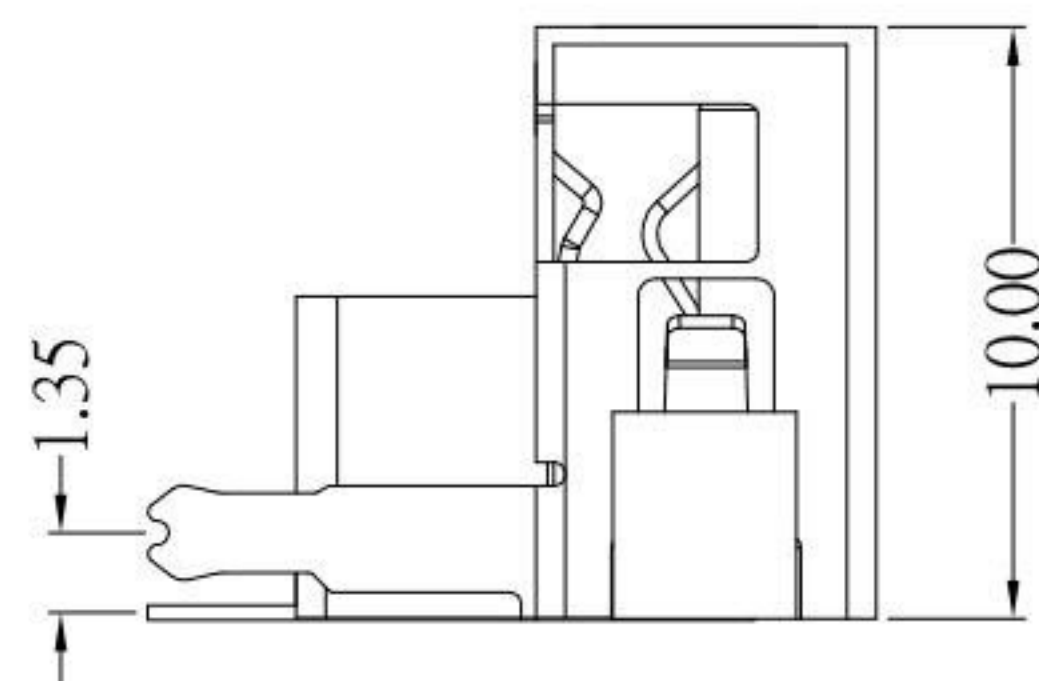
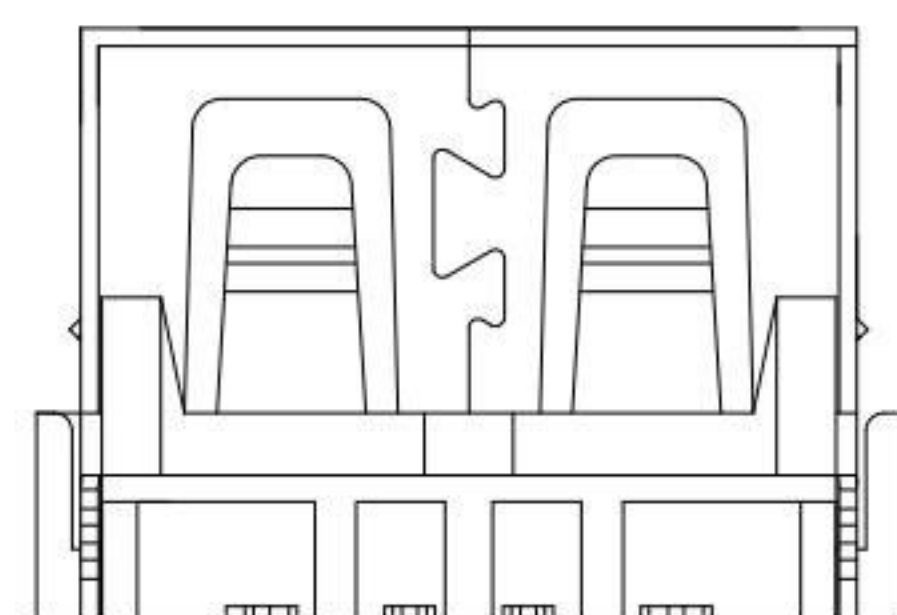


P.C.B LAYOUT MOUNTING PATTERN



SUA-110H58I-x-S236

COLOR :

Black: B

White : W

SPECIFICATIONS

Electrical:

- 1.Rating: 5.0A , 30V DC
- 2.Contact Resistance: 30 mΩ Max
- 3.Dielectric Withstanding Voltage: 500 V AC
- 4.Insulation Resistance: 1000 MΩ Min

Mechanical:

- 1.Connector Mate and Unmate Force
 - 1.1 Mate force: 35 N (Max)
 - 1.2 Unmate force: 10N (Min)

Material:

- 1.Housing: PBT
- 2.Contact: Brass
- 3.Shell: SPCC

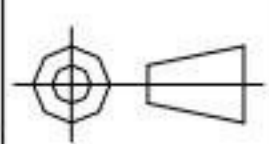
Finish:

- 1.Contact: Plated Gold in Mating Area ;
Tin Plated on Solder Balls ;
Nickel under plated overall
- 2.Shell: Nickel under Plated surface layer

KSD 科斯达电子科技有限公司
 SWITCH CONNECTOR KSD ELECTRONIC TECHNOLOGY Co., LTD
 全球 互联零组件制造企业

TOLERANCE UNLESS OTHERWISE STATED :
 Up to 5 ±0.2
 Above 5 ~ 15 ±0.3
 Above 15 ~ 30 ±0.4
 Above 30 ~ 50 ±0.5
 Angle ±0.3°

3RD. ANGEL'S



UNITS

MM

| | |
|--------------|----------|
| DRAWN BY: | DATE |
| Jack Lu | 01/21/21 |
| CHECKED BY: | DATE |
| Jacky Chen | 01/21/21 |
| APPROVED BY: | DATE |
| Tony Kao | 01/21/21 |

| | | |
|-----------|----------|--------------------------------------|
| MAT'L | TITLE | CONNECTOR |
| FINISH | MODLE | USB AF 短體10.0 無捲邊 後2腳 加高H9.8mm 端子腳加寬 |
| SCALE | DWG NO. | SUA-110H58I-x-S236 |
| SHEET NO. | PART NO. | SUA-110H58I-x-S236 |
| 1 : 1 | | |
| 1 of 1 | | |
| | SIZE | A4 |
| | VER | R |

| | | | |
|----------|-----------------------|-------|--------|
| 2 | 新增尺寸 | Jack | 011521 |
| 1 | 新增PCB LAYOUT尺寸及新增顏色選項 | Jack | 011421 |
| ITEM NO. | DESCRIPTION | DRAWN | DATE |