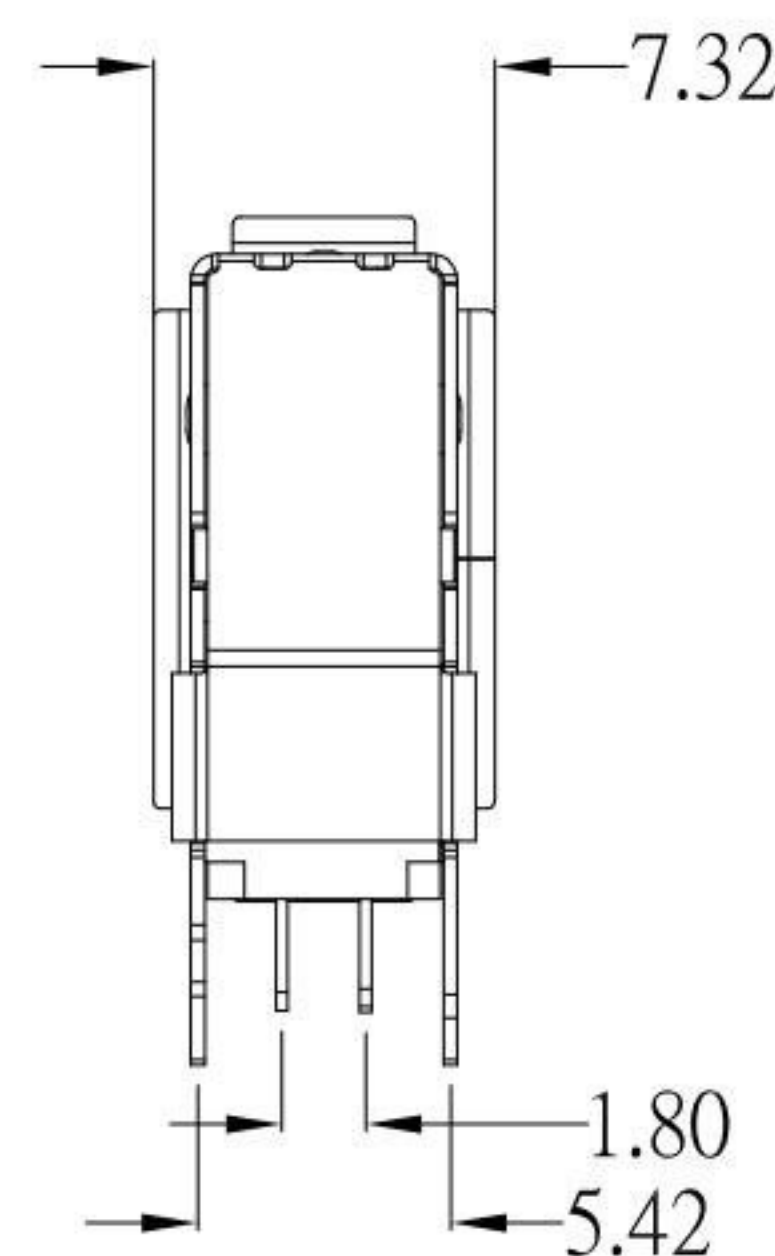
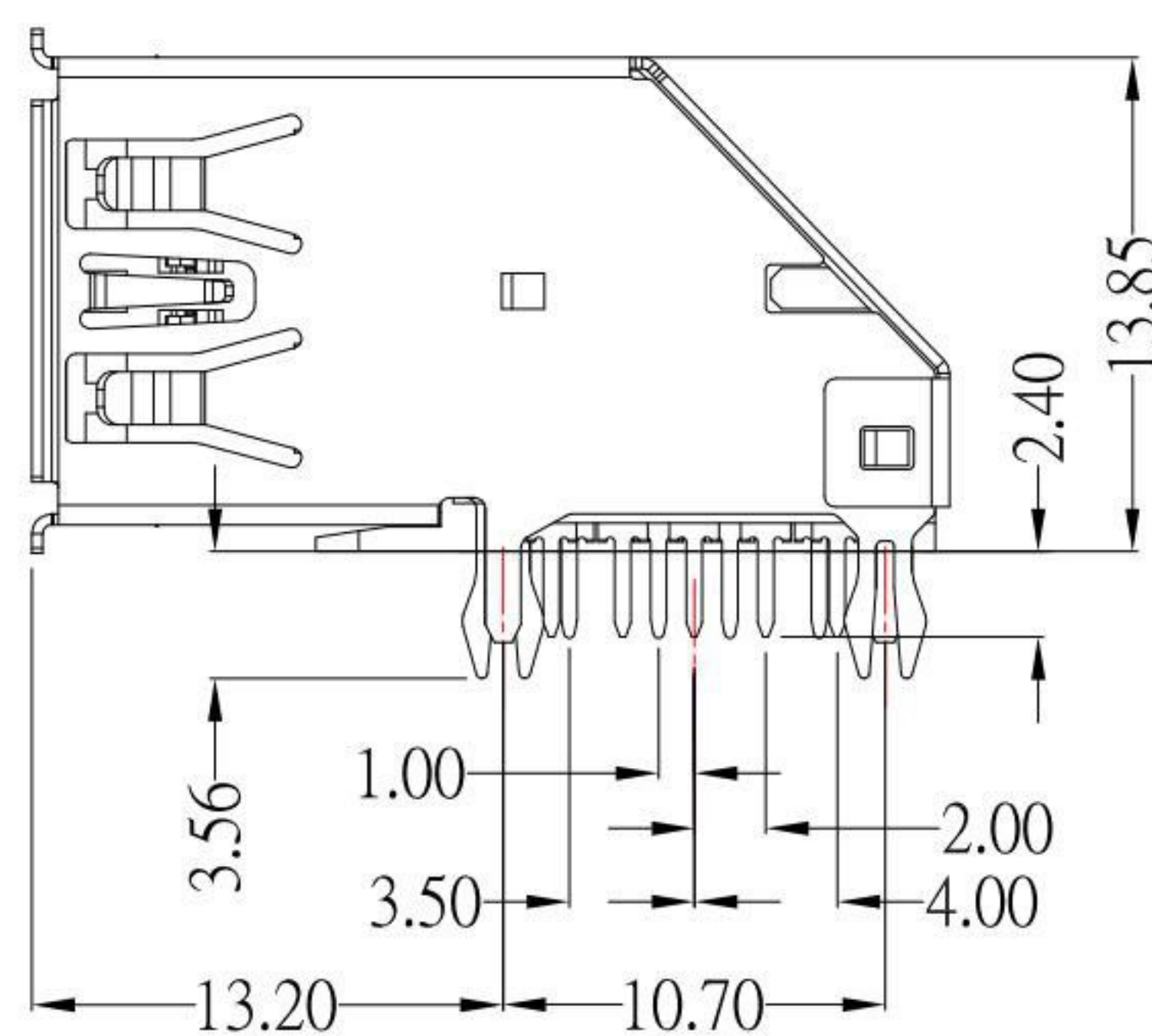
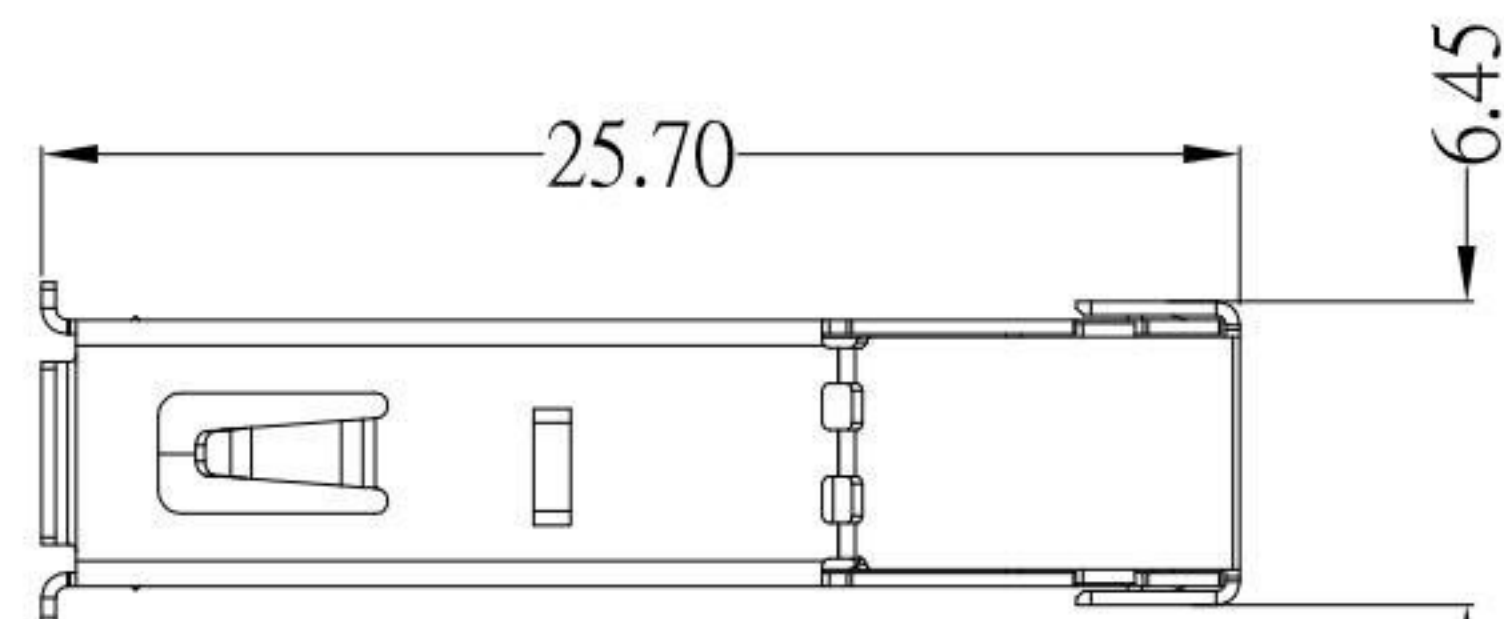
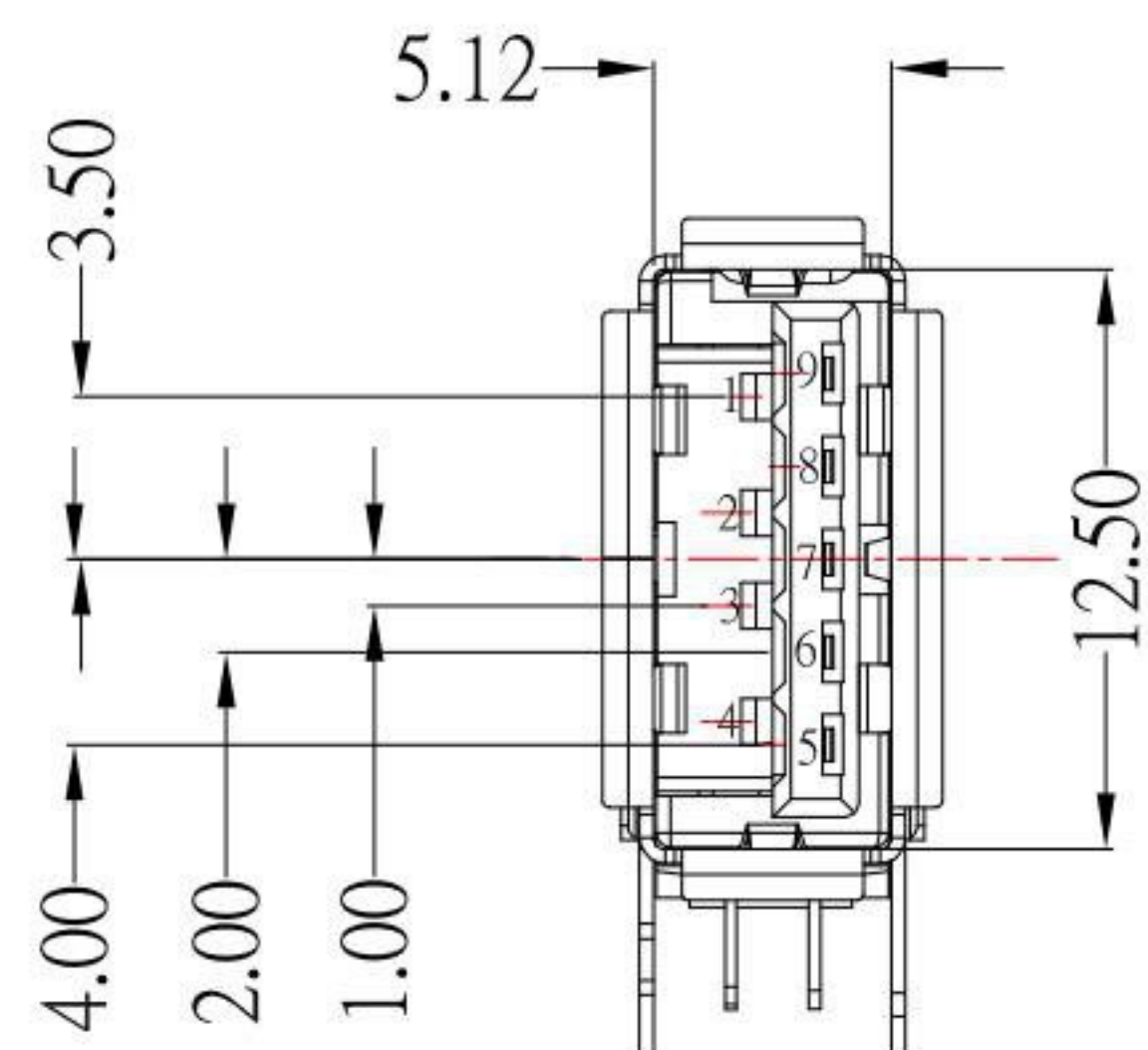
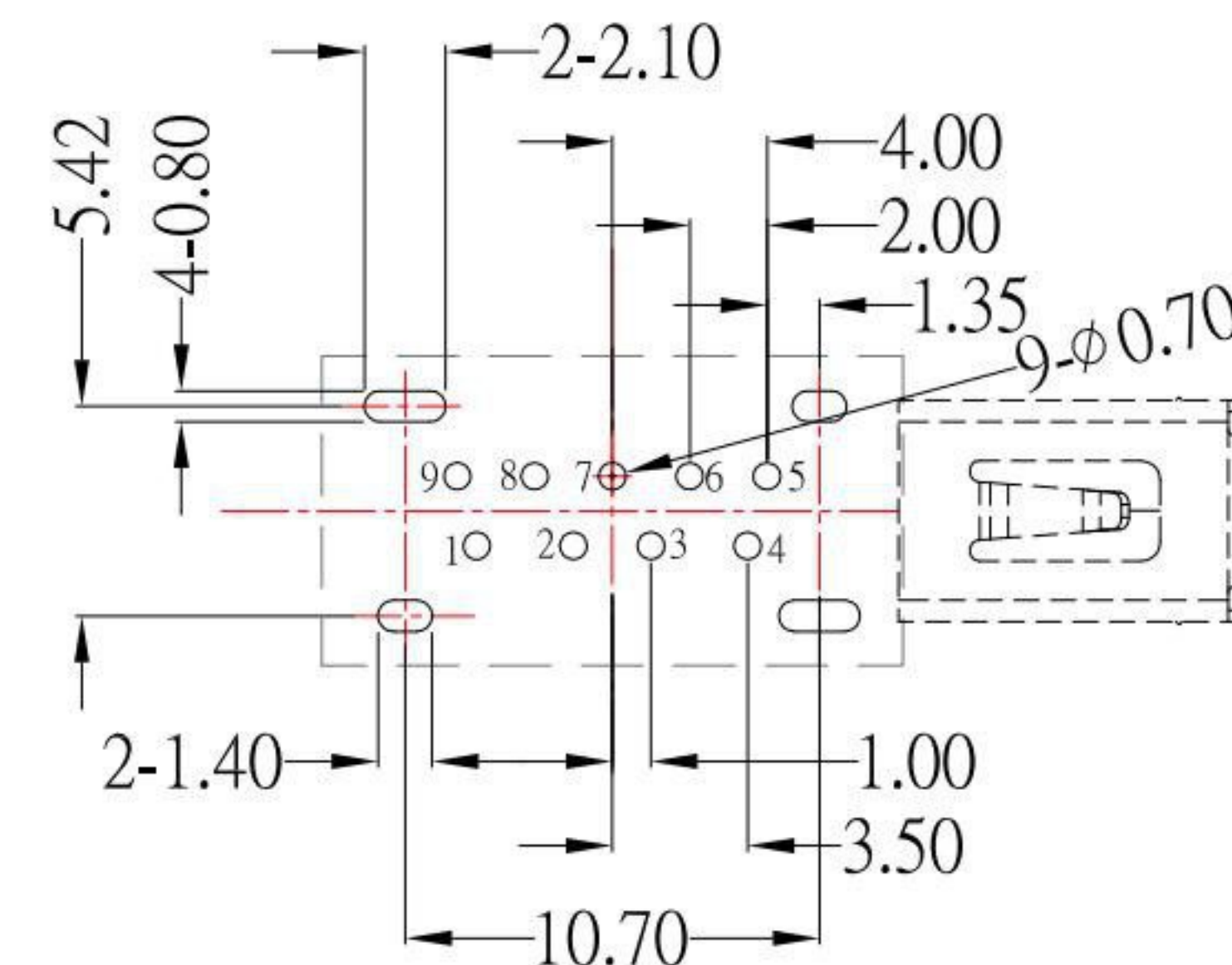


P.C.B LAYOUT MOUNTING PATTERN (TOP VIEW)



SUA-110P-30x-S277

鍍層厚度:

Blank	: 1u"
2	: 15u"
3	: 30u"

NOTE:

1.MATERIAL:

- 1.1 HOUSING: PBT , UL 94V-0 , Blue .
- 1.2 CONTACT: 4PIN----PHOSPHOR BRONZE.
5PIN----BRASS.
- 1.3 SHELL: SUS.

2.Finish:

- 2.1 CONTACT: PLATED GOLD IN MATING AREA ;
TIN PLATED ON SOLDER BALLS ;
NICKEL UNDER PLATED OVERALL
- 2.2 SHELL: NICKEL UNDER PLATED SURFACE LAYER

3.ELECTRICAL CHARACTERISTICS:

- 3.1 CONTACT RESISTANCE: 30mΩ MAX (for pin1 & pin4),
50mΩ MAX (for other contacts)
- 3.2 RATING: 1.8 A(PIN1&4) ,0.25A(RTHER PIN)
- 3.3 DIELECTRIC WITHSTANDING VOLTAGE: 100 V AC
- 3.4 INSULATION RESISTANCE 100 MΩ MIN
- 3.5 OPERATING TEMPERATURE: -55°C ~ 85°C.

4.MECHANICAL CHARACTERISTICS:

- 4.1 MATING FORCE: 35N MAX;
- 4.2 UNMATING FORCE: 10N MIN;
- 4.3 DURABILITY:MANDATORY: 5,000 CYCLES.

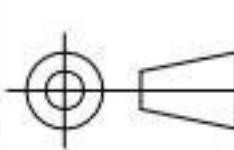
Pin Number	Signal Name	Pin Number	Signal Name
1	VBUS	5	SSRX-
2	D-	6	SSRX+
3	D+	7	GND
4	GND	8	SSTX-
Shell	Shield	9	SSTX+

ITEM NO.	DESCRIPTION	DRAWN	DATE
8	更新SPEC	Jack	051723
7	新增pcb layout尺寸	Jack	101921
6	更新pin的定義	Jack	082621
5	新增pin的定義	Jack	081721
4	更新SPEC	Jack	090717
3	新增pin的編號	Jack	090417
2	新增pcb layout中pin的編號	Jack	012715
1	更新SPEC及材質	Jack	010515

KSD 科斯达电子科技有限公司
SWITCH CONNECTOR KSD ELECTRONIC TECHNOLOGY Co., LTD
全球 互聯零組件製造企業

TOLERANCE UNLESS OTHERWISE STATED:
Up to 5 ±0.2
Above 5 ~ 15 ±0.3
Above 15 ~ 30 ±0.4
Above 30 ~ 50 ±0.5
Angle ±0.3

3RD. ANGEL'S



UNITS MM

DRAWN BY: Jack Lu DATE: 05/17/23
CHECKED BY: Jacky Chen DATE: 05/17/23
APPROVED BY: Tony Kao DATE: 05/17/23

MAT'L	TITLE	CONNECTOR
FINISH	MODLE	USB AF 3.0 側插
SCALE 1:1	DWG NO.	SUA-110P-30x-S277
SHEET NO. 1 of 1	PART NO.	SUA-110P-30x-S277

SIZE A4
VER R8