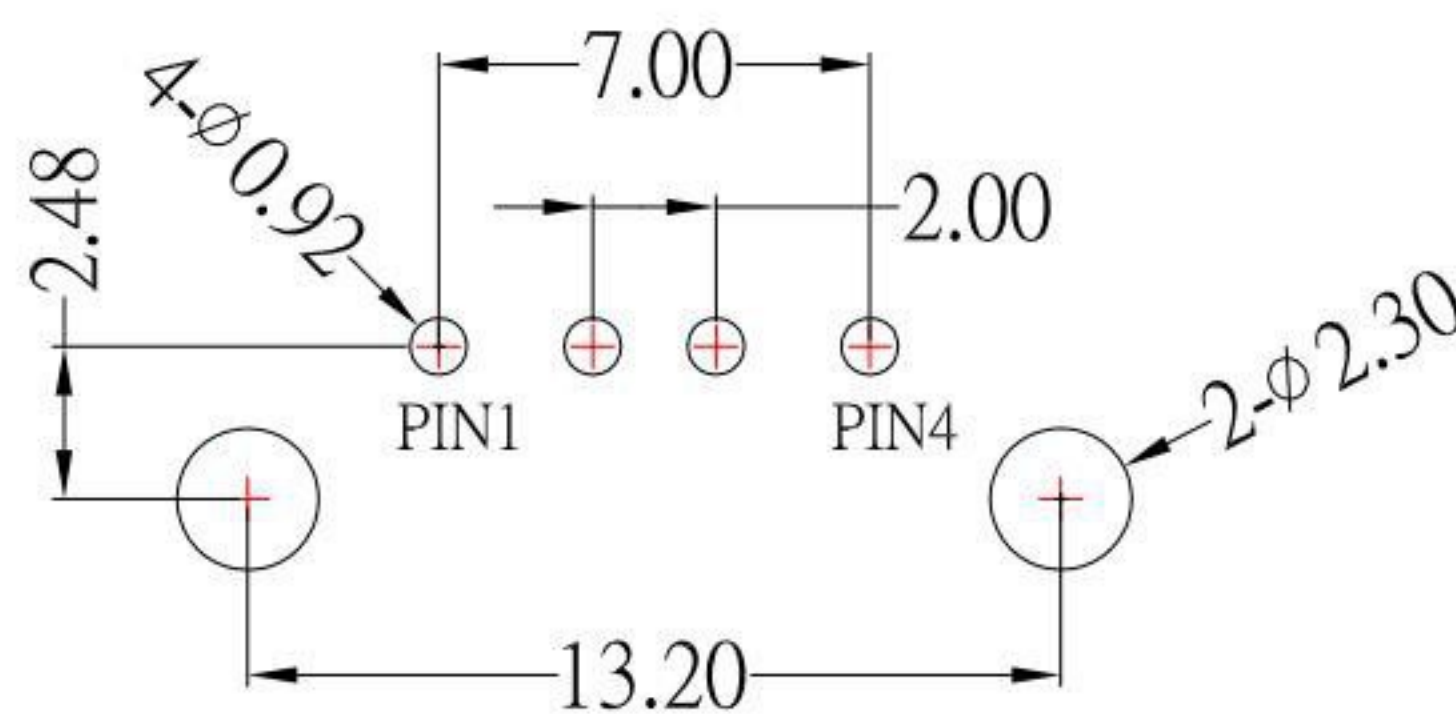
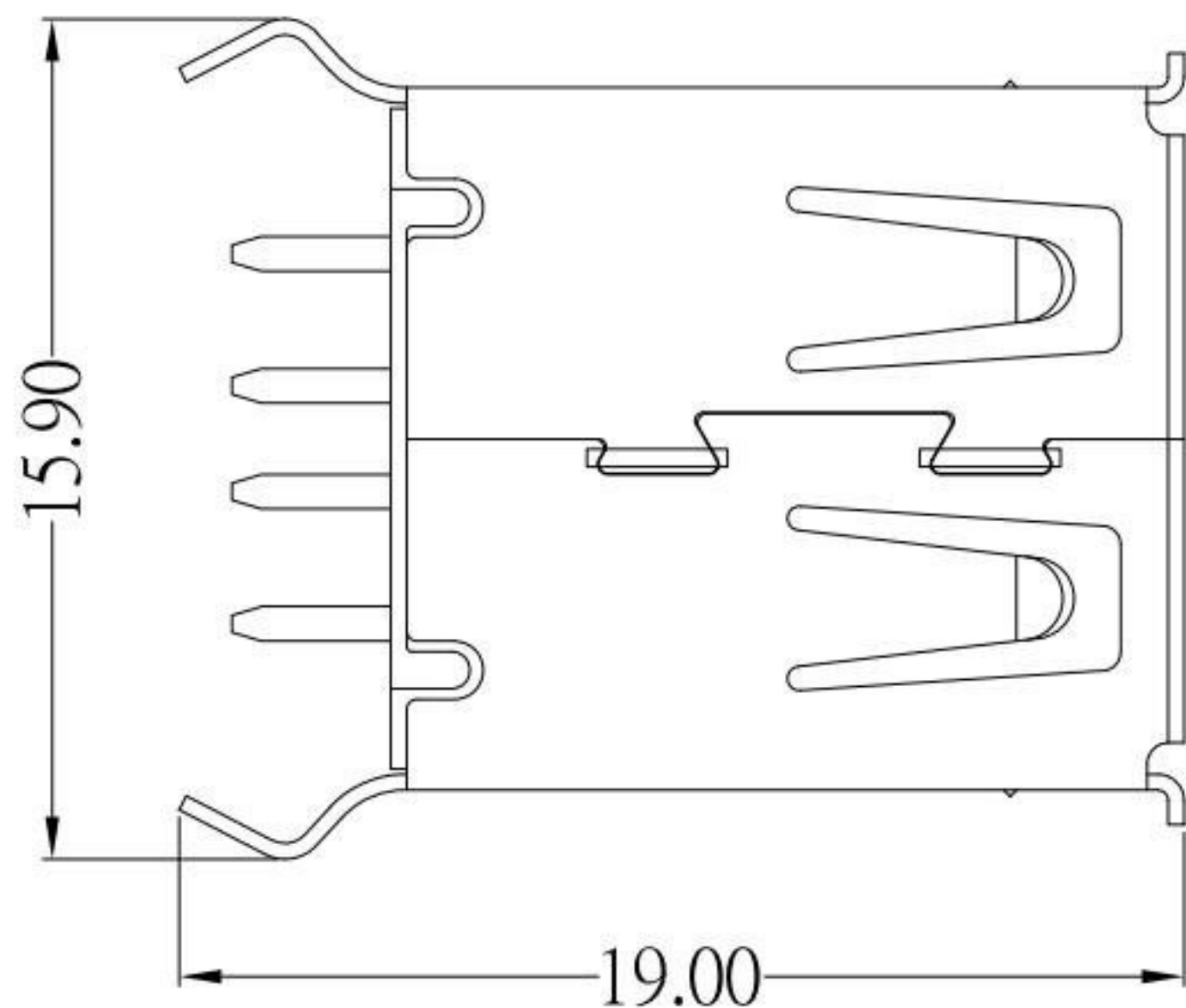
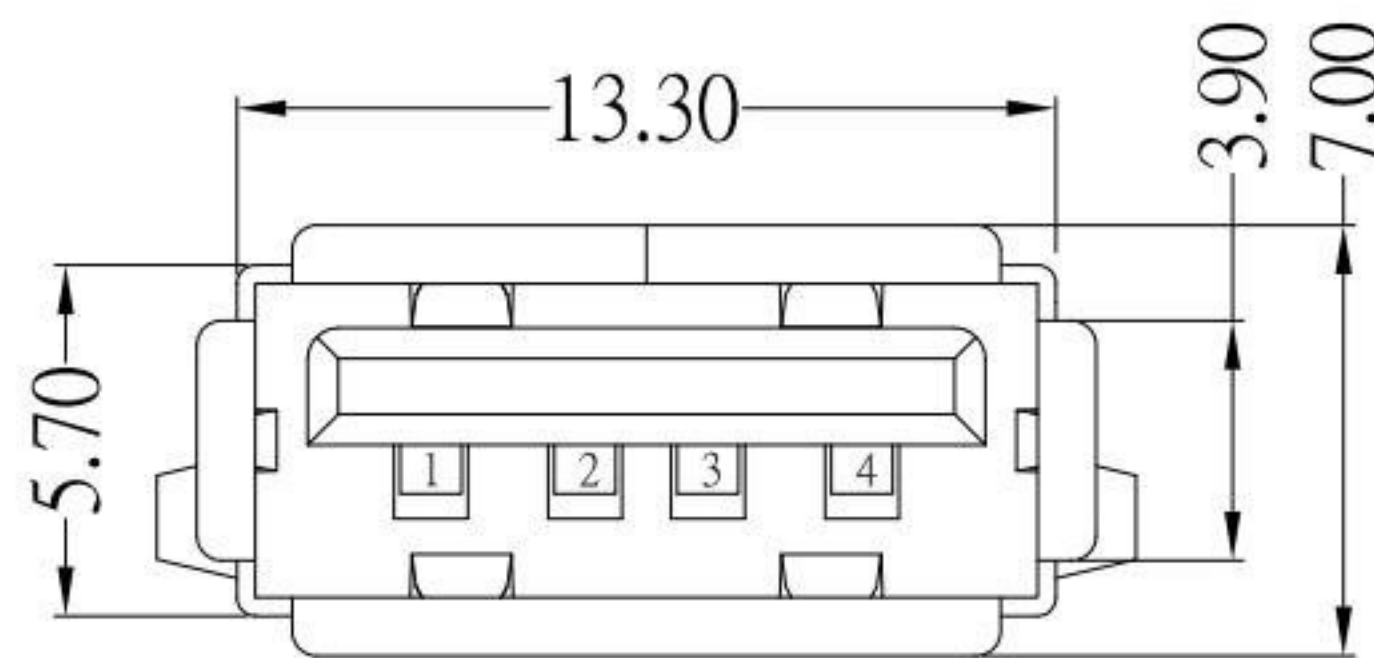
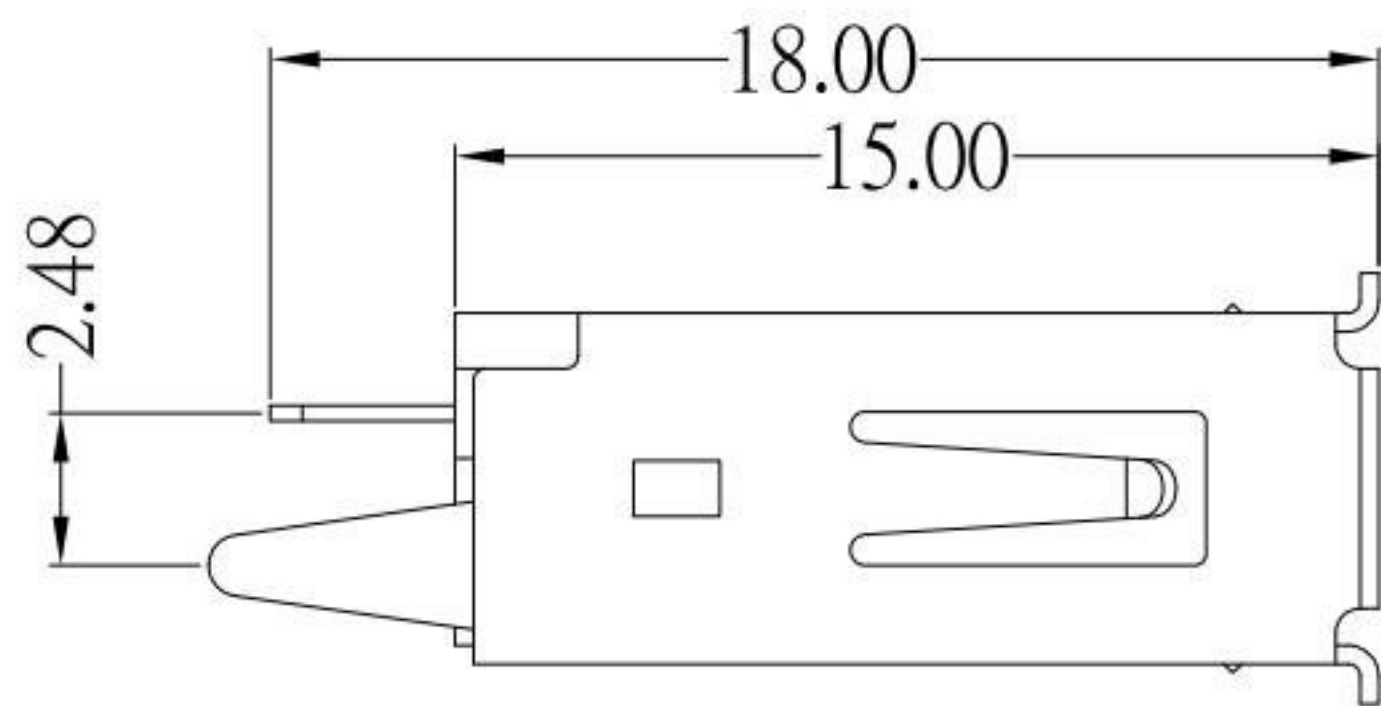


SUA-110V-x-x-S129

鍍層厚度 :	COLOR :
Blank : 1u"	Black: B
2 : 15u"	White : W
3 : 30u"	



P.C.B LAYOUT MOUNTING PATTERN

**SPECIFICATIONS**

**1.MATERIAL:**

- a.HOUSING:PBT
- b.CONTACT:BRASS
- c.SHEEL: BRASS

**2.PLATING :**

- a.CONTACT: Plated Gold in Mating Area ;  
Tin Plated on Solder Balls ;  
Nickel under plated overall
- b.PLATING: Nickel under Plated surface layer

**3.ELECTRICAL:**

- a.DIELECTRIC WITHSTANDING VOLTAGE: AC 500V
- b.INSULATION RESISTANCE: 1,000MΩ MIN
- c.CONTACT RESISTANCE: 30 mΩ MAX;

**3.MECHANICAL:**

- a.INSERTION FORCE: 3.57kg MAX
- b.WITHDRAWAL FORCE: 1.02kg MIN

4	更新尺寸	Jack	061919
3	新增PIN編號	Jack	062118
2	更新尺寸	Jack	050917
1	更新spec及材質	Jack	110813
ITEM NO.	DESCRIPTION	DRAWN	DATE

**KSD** 科斯达电子科技有限公司  
 SWITCH CONNECTOR KSD ELECTRONIC TECHNOLOGY Co., LTD  
 全球 互聯零組件製造企業

TOLERANCE UNLESS OTHERWISE STATED :	Up to 5 ±0.2	3RD. ANGEL'S	UNITS	MM
	Above 5 ~ 15 ±0.3			
	Above 15 ~ 30 ±0.4			
	Above 30 ~ 50 ±0.5			
	Angle ±0.3°			

DRAWN BY:	DATE	MAT'L	TITLE	CONNECTOR
Jack Lu	06/19/19		MODLE	USB AF VERTICAL TYPE DIP
CHECKED BY:	DATE	FINISH	DWG NO.	SUA-110V-x-x-S129
Jacky Chen	06/19/19		PART NO.	SUA-110V-x-x-S129
APPROVED BY:	DATE	SCALE	1 : 1	
Tony Kao	06/19/19	SHEET NO.	1 of 1	