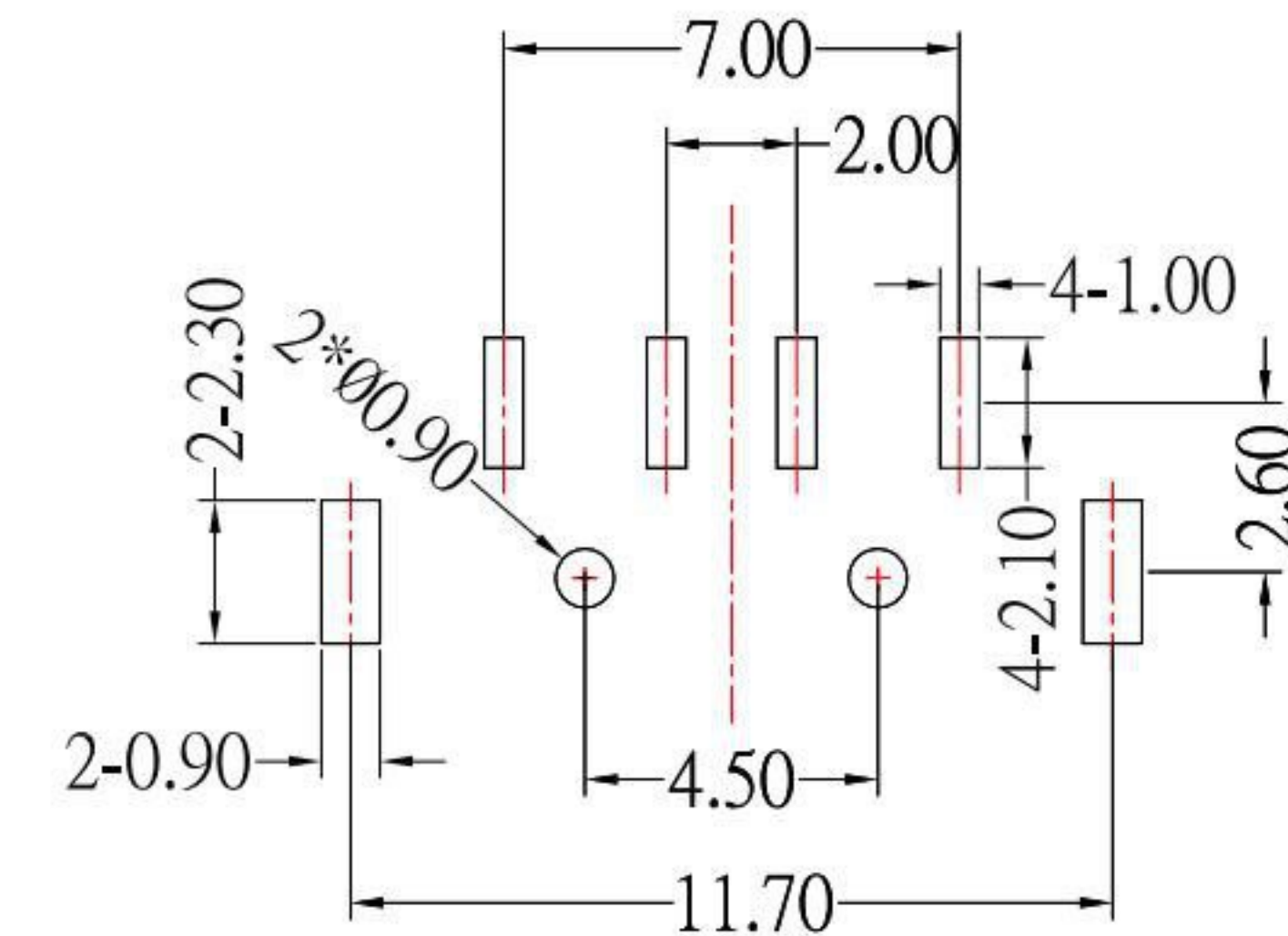
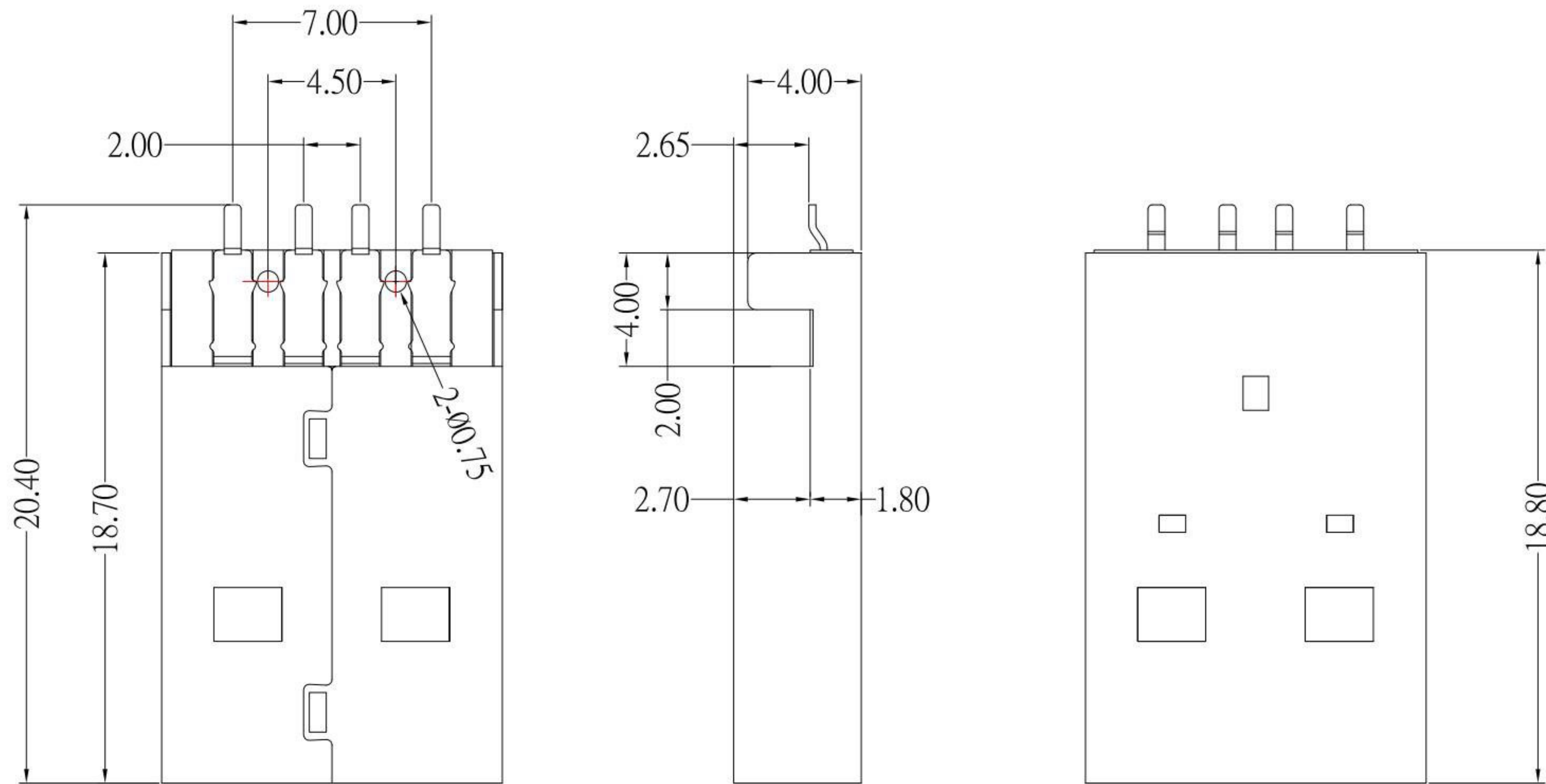




P.C.B LAYOUT MOUNTING PATTERN



NOTE:

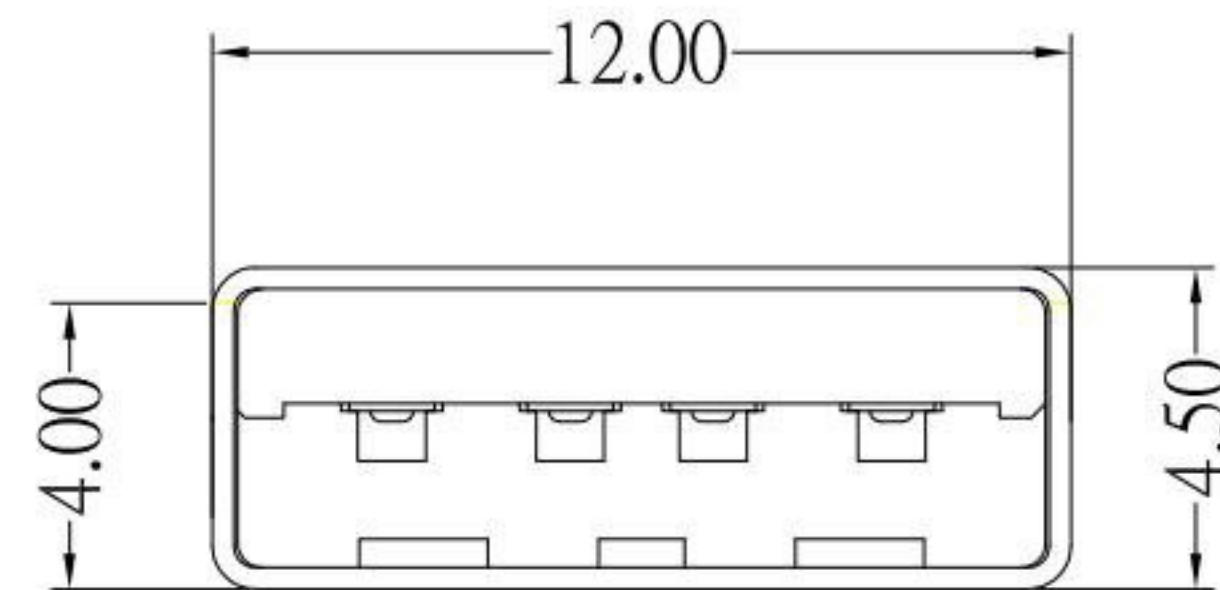
1.MATERIAL:

- a.HOUSING: PA9T GLASS FIBRE UL94 V-0 , BLACK ;
- b.CONTACT: BRASS ;
- c.SHELL: SPCC ;

2.ELECTRIC

- a.CONTACT RESISTANCE: 30 MILLIOHMS MAX ;
- b.INSULATION RESISTANCE: 1000 MEGA OHMS MIN ;
- c.DIELECTRIC VOLTAGE: 500 V AC ONE SEC LEVEL ;
- d.OPERATING TEMPERATURE: -55°C~+85°C .

SUA-112M3-x-x-S129



鍍層厚度:	COLOR :
Blank : 1u"	Black: B
2 : 15u"	White : W
3 : 30u"	

3	SHELL	SPCC	NICKRL PLATED	Cu + Ni	1
2	PIN TERM	BRASS	GOLD/TIN PLATED	Au + Sn + Ni	4
1	HOUSING	PA9T	BLACK		1
NO.	NAME	MATERIAL	FINISH	REMARK	Q'TY

KSD 科斯达电子科技有限公司
 SWITCH CONNECTOR KSD ELECTRONIC TECHNOLOGY Co., LTD
 全球 互联零组件制造企业

2	新增P.C.B LAYOUT尺寸	Jack	011415
1	Drawing update	FrankWu	040312
ITEM NO.	DESCRIPTION	DRAWN	DATE

TOLERANCE UNLESS OTHERWISE STATED :
 Up to 5 ±0.2
 Above 5 ~ 15 ±0.3
 Above 15 ~ 30 ±0.4
 Above 30 ~ 50 ±0.5
 Angle ±0.3°

3RD. ANGEL'S

UNITS MM

DRAWN BY:	DATE	MAT'L	TITLE	CONNECTOR
Jack Lu	01/14/15		MODLE	USB AM SINK TYPE H:1.8mm
CHECKED BY:	DATE	FINISH	DWG NO.	SUA-112M3-x-x-S129
Jacky Chen	01/14/15		PART NO.	SUA-112M3-x-x-S129
APPROVED BY:	DATE	SCALE	SHEET NO.	1 of 1
Tony Kao	01/14/15	1 : 1		

SIZE	A4
VER	R1