
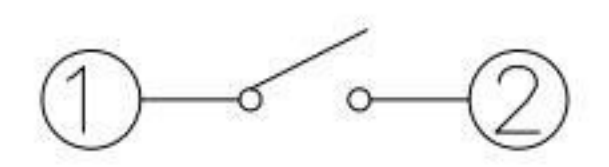
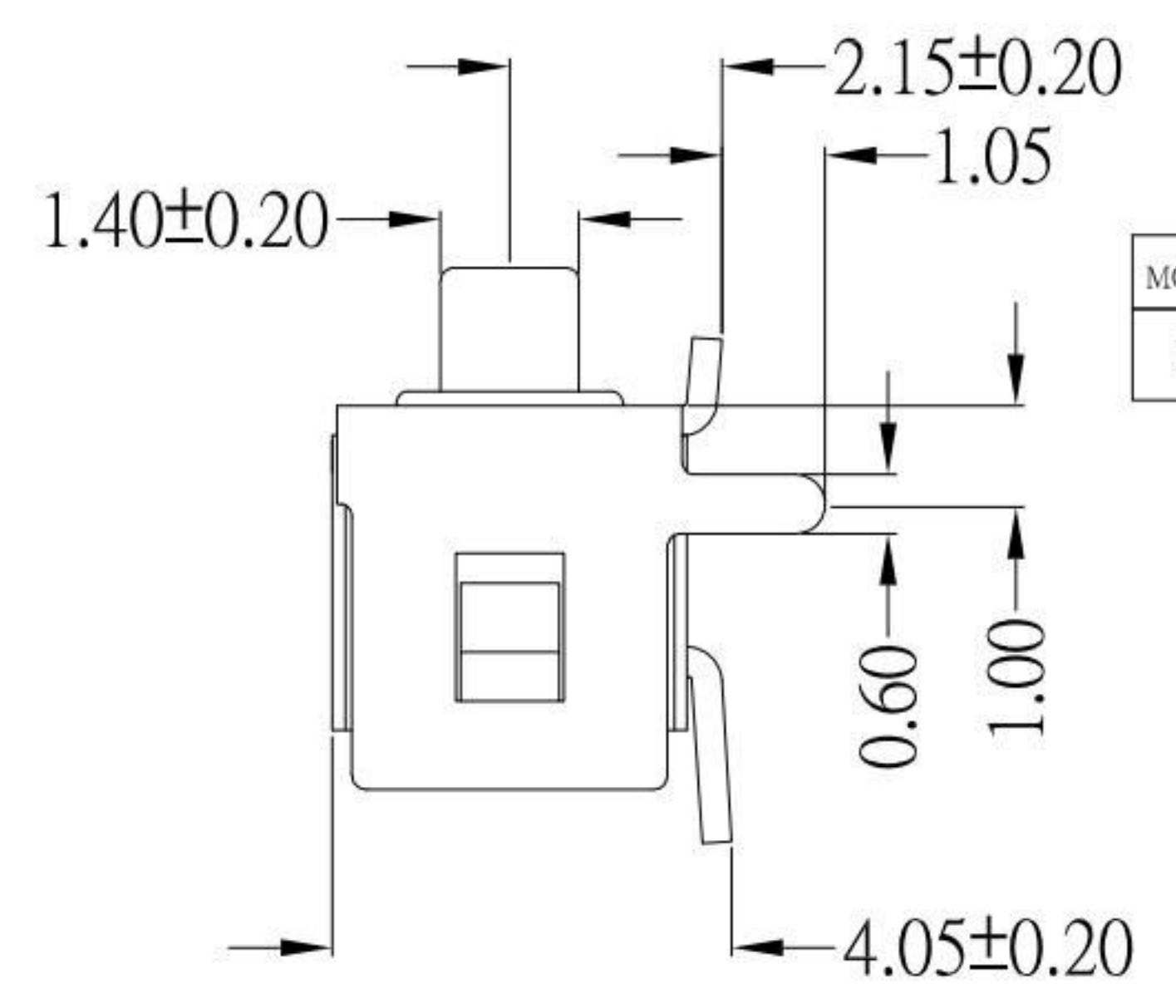


P.C.B LAYOUT MOUNTING PATTERN



CIRCUIT DIAGRAM



TS-A01VS_x-xx-S428

MODEL NO.	TS-A01VS	TS-A01VSA	TS-A01VSQ	TS-A01VSB	TS-A01VSC
H (mm)	4.30	5.00	6.00	7.00	8.00

Knob Color :
B: Black

Operating Force

SPECIFICATIONS

Rating	DC 12V 50mA Max.			
Contact Resistance	100mΩ Max.			
Travel	0.25 ± 0.10mm			
Operating Force	2	180±50gf	3	250±50gf
Operating Life (cycles)	50,000		30,000	

NO.	DESCRIPTION	QTY	MATERIAL	PLATING
E	TERMINAL	2	BRASS	Ag plated
D	CONTACT	1	SUS	Ag plated
C	COVER	1	BRASS	Tin plated
B	BASE	1	PPA (Black)	
A	STEM	1	PPA (Black)	

KSD 科斯达电子科技有限公司
 SWITCH CONNECTOR KSD ELECTRONIC TECHNOLOGY Co., LTD
 全球 互聯零組件製造企業

TOLERANCE UNLESS OTHERWISE STATED :
 Up to 5 ±0.2
 Above 5 ~ 15 ±0.3
 Above 15 ~ 30 ±0.4
 Above 30 ~ 50 ±0.5
 Angle ±0.3°

3RD. ANGEL'S

UNITS MM

DRAWN BY:	DATE	MAT'L	TITLE	SWITCH
Jack Lu	11/26/21	FINISH	MODLE	TACT SWITCH
CHECKED BY:	DATE	SCALE	DWG NO.	TS-A01VS _x -xx-S428
Jacky Chen	11/26/21	1 : 1	DWG NO.	TS-A01VS _x -xx-S428
APPROVED BY:	DATE	SHEET NO.	PART NO.	TS-A01VS _x -xx-S428
Tony Kao	11/26/21	1 of 1	PART NO.	TS-A01VS _x -xx-S428

ITEM NO.	DESCRIPTION	DRAWN	DATE
4	更新圖面	Jack	112621
3	更新尺寸標示位置	Jack	111621
2	更新尺寸	Jack	110321
1	更新高度選項	Jack	102921