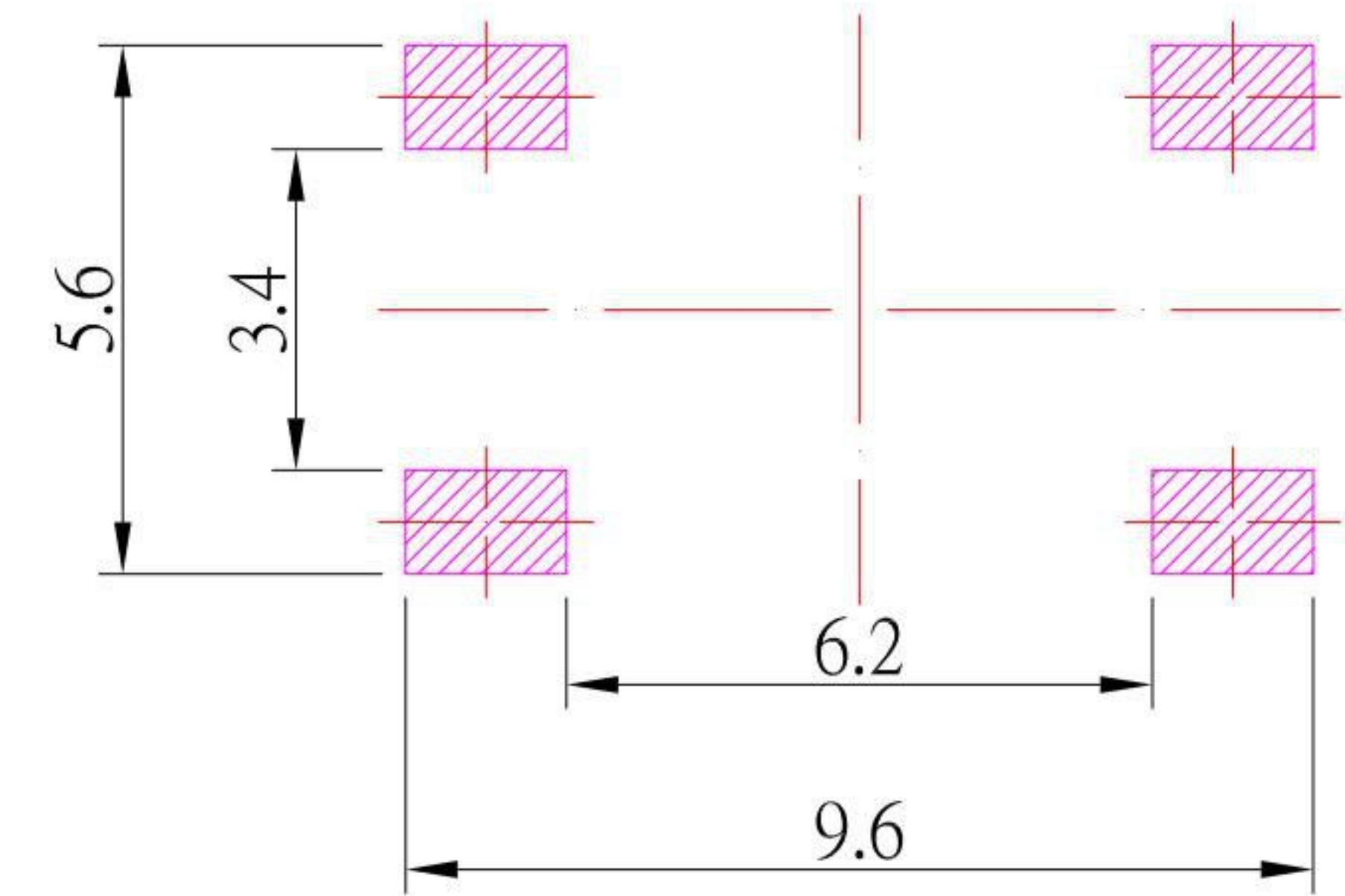


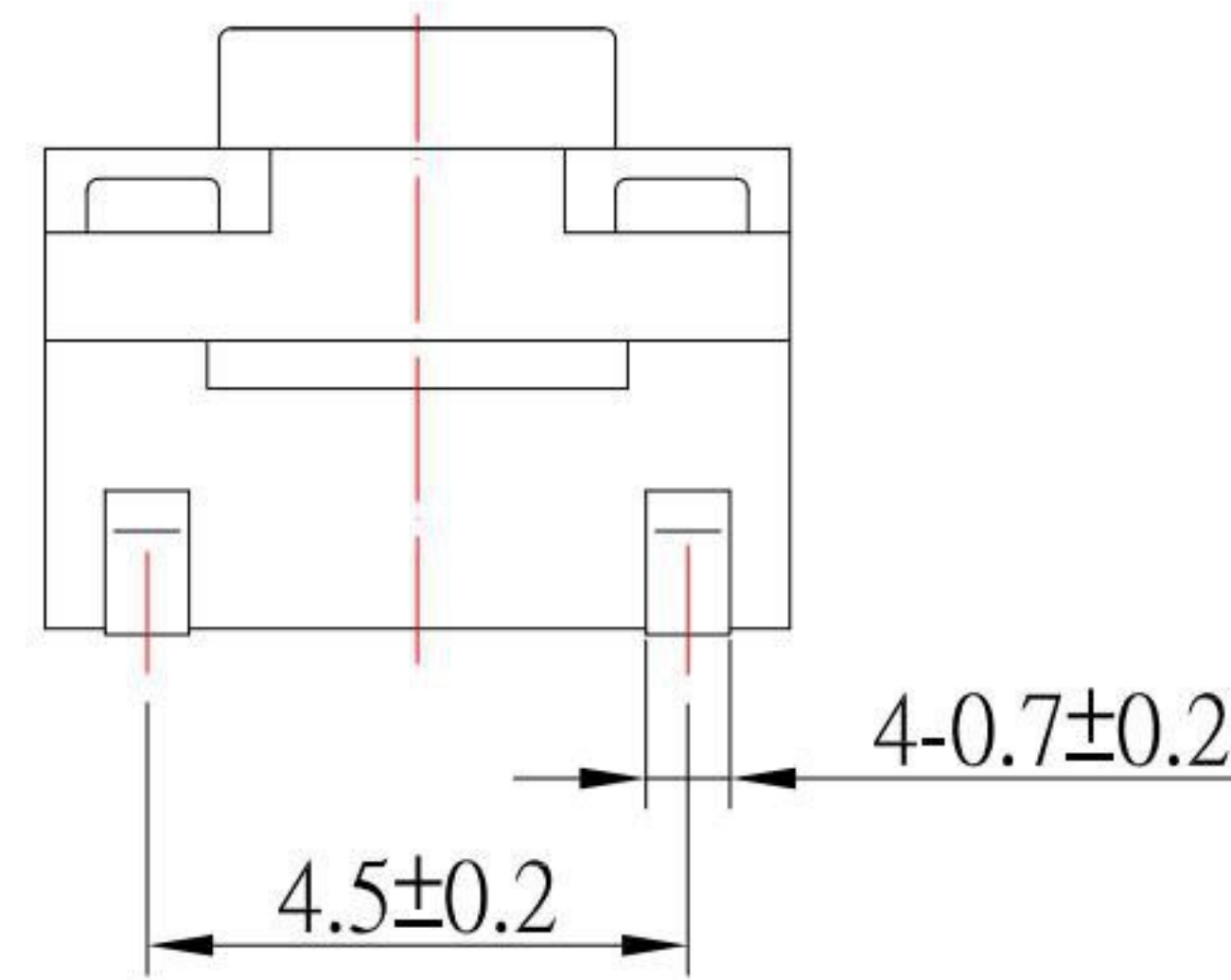
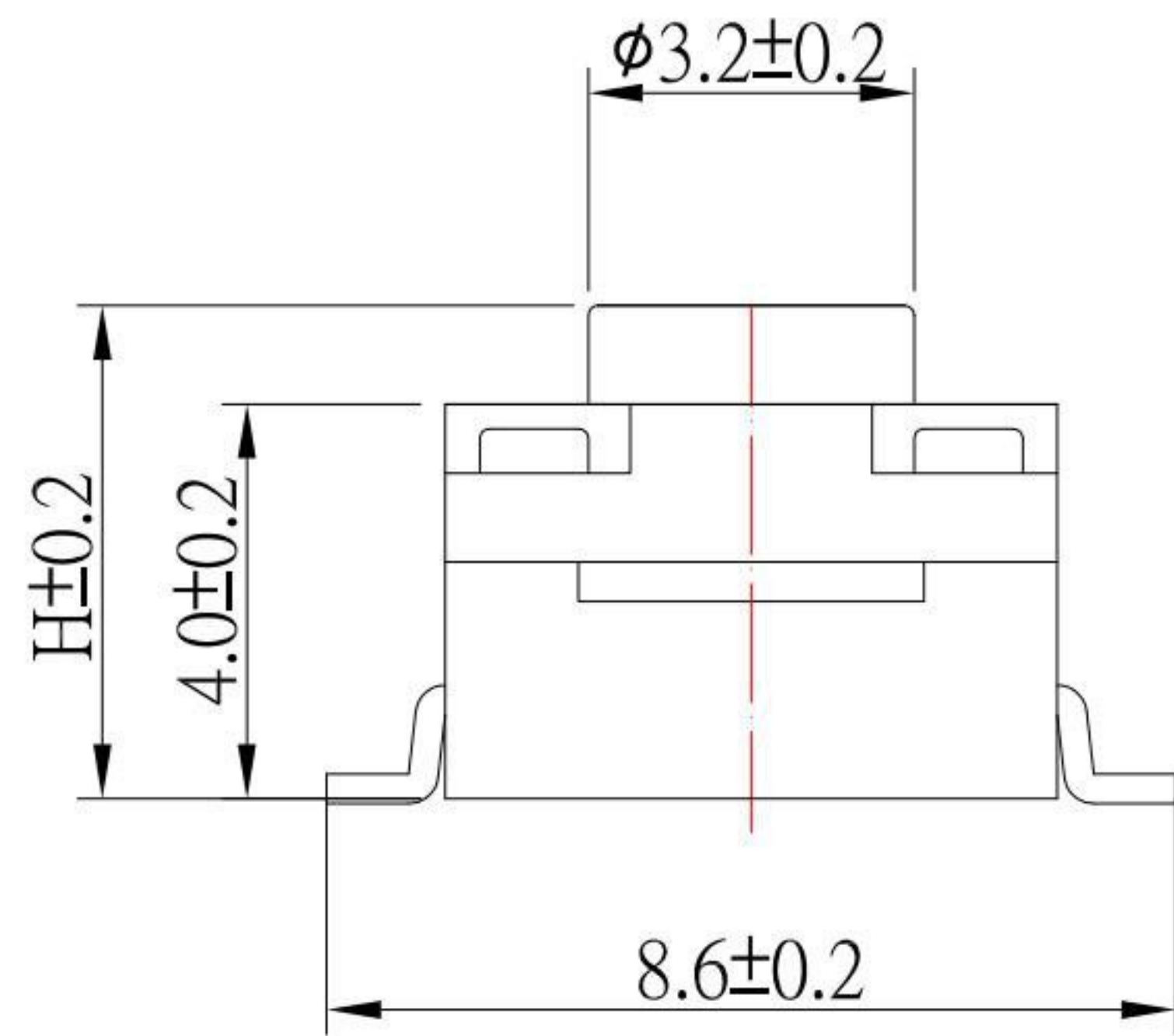
CIRCUIT DIAGRAM

Knob Height

Model	H(mm)
TS-A20WS	4.3
TS-A20WSA	5.0
TS-A20WSAL	5.5
TS-A20WSQ	6.0
TS-A20WSQL	6.5
TS-A20WSB	7.0
TS-A20WSR	7.5
TS-A20WSC	8.0
TS-A20WSCL	8.5
TS-A20WSD	9.5
TS-A20WSDL	10.0
TS-A20WSFL	12.0
TS-A20WSK	13.0



P.C.B LAYOUT



SPECIFICATIONS

Rating	DC 12V 50mA Max.
Contact Resistance	100mΩ Max.
Travel	0.25 ± 0.10 mm
Operating Force	2 180 ± 50gf 3 250 ± 50gf
Operating Life (cycles)	50,000

NO	PART NAME	QTY	MATERIAL	REMARK
6	RUBBER	1	SILICON	
5	TERMINAL	1	H65	Ag plating
4	HOUSING	1	PPA	
3	CONTACT FORM	1	SUS	Ag plating
2	COVER	1	PPA	
1	STEM	1	PPA	

6	新增尺寸公差	Jack	030723
5	新增高选项	Jack	020323
4	更新尺寸和新增材质表	Jack	091922
3	新增高选项	Jack	112521
2	新增IPX7标示	Jack	071321
1	新增高选项	Jack	032320
ITEM NO.	DESCRIPTION	DRAWN	DATE

KSD 科斯达电子科技有限公司
 SWITCH CONNECTOR KSD ELECTRONIC TECHNOLOGY Co., LTD
 全球 互联零组件制造企业

TOLERANCE UNLESS OTHERWISE STATED:
 Up to 5 ±0.2
 Above 5 ~ 15 ±0.3
 Above 15 ~ 30 ±0.4
 Above 30 ~ 50 ±0.5
 Angle ±0.3°

3RD. ANGEL'S

UNITS MM

DRAWN BY:	DATE	MAT'L	TITLE	SWITCH
Jack Lu	03/07/23	FINISH	MODLE	防水型 TACT SWITCH SMT TYPE
CHECKED BY:	DATE	SCALE	DWG NO.	TS-A20WSx-x-S138
Jacky Chen	03/07/23	SHEET NO.	PART NO.	TS-A20WSx-x-S138
APPROVED BY:	DATE			
Tony Kao	03/07/23			