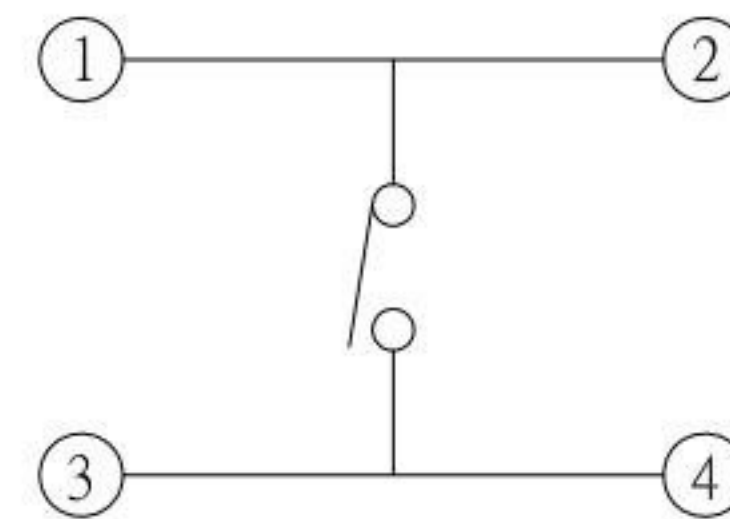
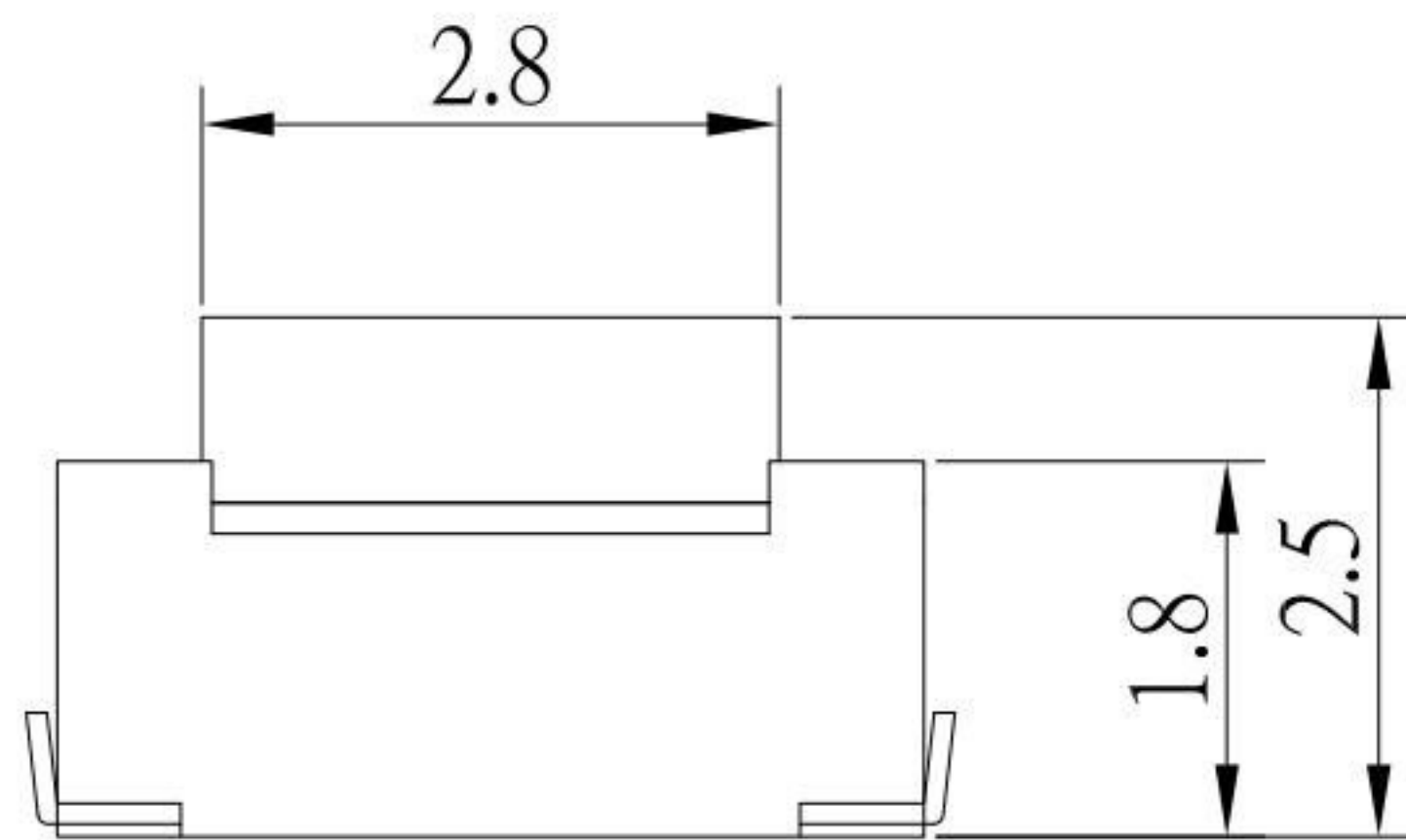


PCB LAYOUT



CIRCUIT DIAGRAM

SPECIFICATIONS

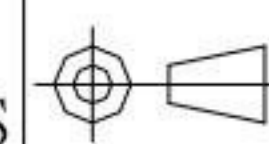
Rating	DC 16V 50mA.		
Insulation Resistance	100 MΩ Min.		
Contact Resistance	100 mΩ Max.		
Travel	0.15 ± 0.1mm		
Operating Force	2	160 ± 50gf	3 260 ± 50gf 4 320 ± 50gf
Operating Life (cycles)	100,000		50,000

NO.	DESCRIPTION	QTY	MATERIAL	PLATING
E	TERMINAL	4	PHOSPHOR BRONZE	Ag plated
D	CONTACT	2	SUS	Ag plated
C	COVER	1	SUS	
B	BASE	1	LCP	WHITE
A	STEM	1	PA6T	WHITE

KSD 科斯达电子科技有限公司
 SWITCH CONNECTOR KSD ELECTRONIC TECHNOLOGY Co., LTD
 全球 互联零组件制造企业

TOLERANCE UNLESS OTHERWISE STATED:
 Up to 5 ±0.2
 Above 5 ~ 15 ±0.3
 Above 15 ~ 30 ±0.4
 Above 30 ~ 50 ±0.5
 Angle ±0.3°

3RD. ANGEL'S



UNITS MM

DRAWN BY:	DATE	MAT'L	TITLE	SWITCH
Jack Lu	08/13/15		MODLE	TACT SWITCH 雙彈片
CHECKED BY:	DATE	FINISH	DWG NO.	TS-A45-xS-S246
Jacky Chen	08/13/15		PART NO.	TS-A45-xS-S246
APPROVED BY:	DATE	SCALE	SHEET NO.	1 of 1
Tony Kao	08/13/15	1 : 1		

ITEM NO.	DESCRIPTION	DRAWN	DATE
1	新增Operating Force:320gf及更新Travel	Jack	081315

SIZE A4
VER R1