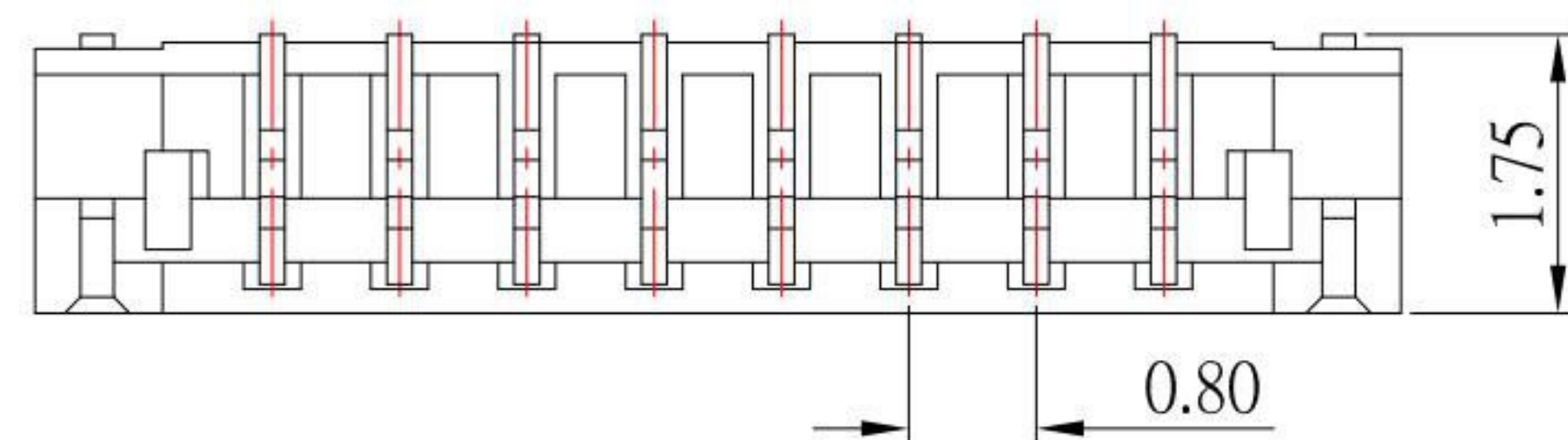
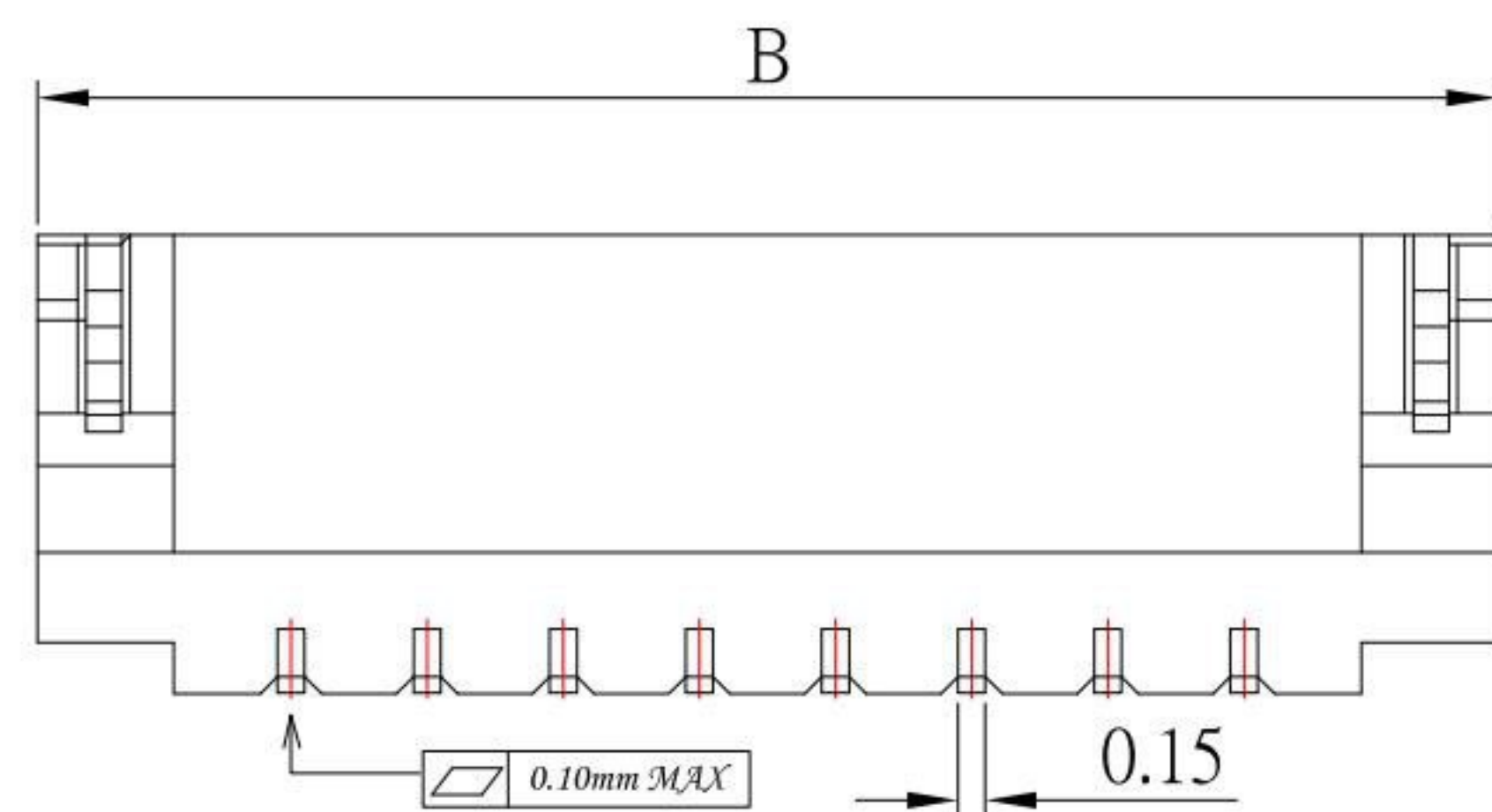


P.C.B LAYOUT MOUNTING PATTERN



PIN	DIMENSION MM(IN)		
	A	B	C
2P	0.8	3.8	1.82
3P	1.6	4.6	2.62
4P	2.4	5.4	3.42
5P	3.2	6.2	4.22
6P	4.0	7.0	5.02
7P	4.8	7.8	5.82
8P	5.6	8.6	6.62
9P	6.4	9.4	7.42
10P	7.2	10.2	8.22
11P	8.0	11.0	9.02
12P	8.8	11.8	9.82
13P	9.6	12.6	10.62
14P	10.4	13.4	11.42
15P	11.2	14.2	12.22
16P	12.0	15.0	13.02
17P	12.8	15.8	13.82
18P	13.6	16.6	14.62
19P	14.4	17.4	15.42
20P	15.2	18.2	16.22

**SPECIFICATIONS**

- 1.Current rating : 1.0A AC , DC
- 2.Voltage rating : 50V AC , DC
- 3.Temperature rating : -25°C ~ +85°C
- 4.Insulation resistance : 100MΩ min.
- 5.Withstand voltage : 250V AC / minute
- 6.Contact resistance : 20mΩ/Max

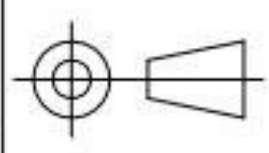
**Material:**

- 1.Housing : LCP, UL94V-0
- 2.Contact : Phosphor Bronze, Tin or Gold Plated
- 3.Leg : Phosphor Bronze, Tin Plated over all Nickel

**KSD** 科斯达电子科技有限公司  
 SWITCH CONNECTOR KSD ELECTRONIC TECHNOLOGY Co., LTD  
 全球 互连零组件制造企业

TOLERANCE UNLESS OTHERWISE STATED:  
 Up to 5 ±0.2  
 Above 5 ~ 15 ±0.3  
 Above 15 ~ 30 ±0.4  
 Above 30 ~ 50 ±0.5  
 Angle ±0.3

3RD. ANGEL'S



UNITS MM

DRAWN BY:	DATE	MAT'L	TITLE	CONNECTOR
Jack Lu	05/11/15			
CHECKED BY:	DATE	FINISH	MODLE	WAFER 0.8mm . SMT 90度
Jacky Chen	05/11/15			
APPROVED BY:	DATE	SCALE	DWG NO.	WF-0800RSxx-S304
Tony Kao	05/11/15	1 : 1		
		SHEET NO.	PART NO.	WF-0800RSxx-S304
		1 of 1		

ITEM NO.	DESCRIPTION	DRAWN	DATE