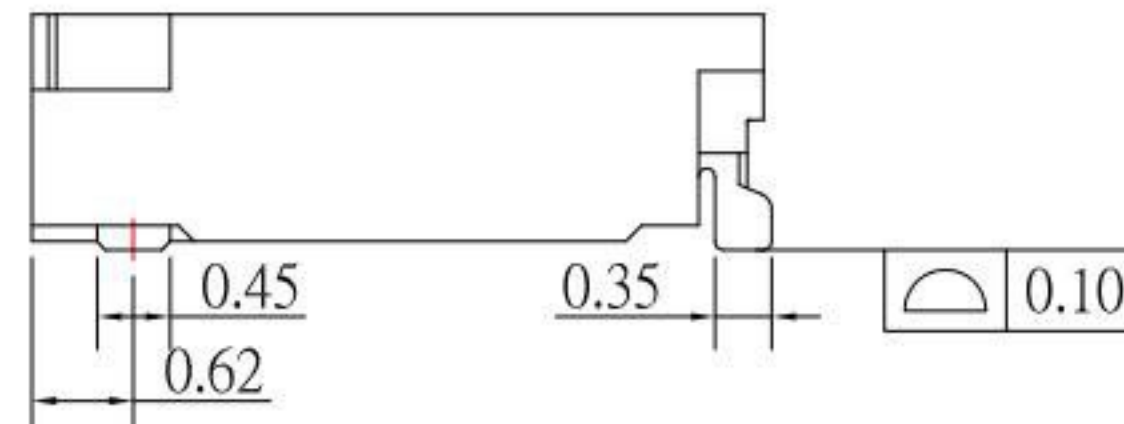
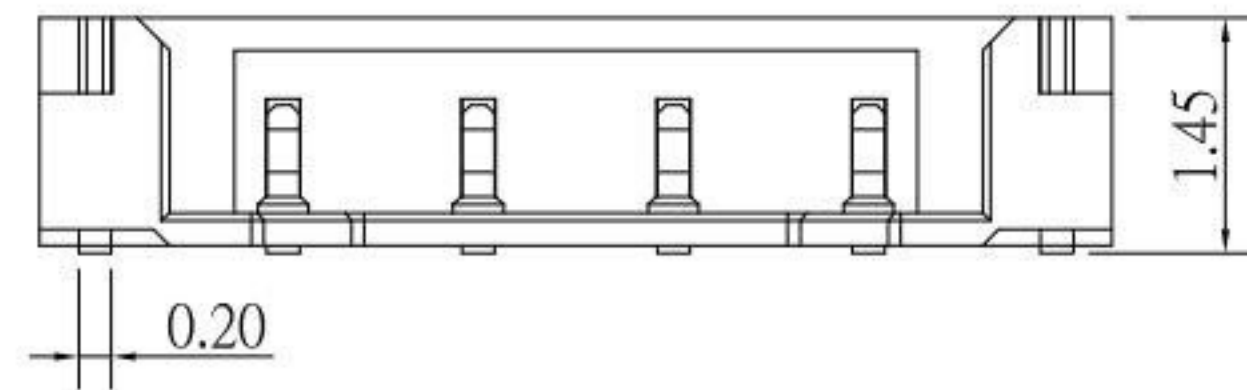
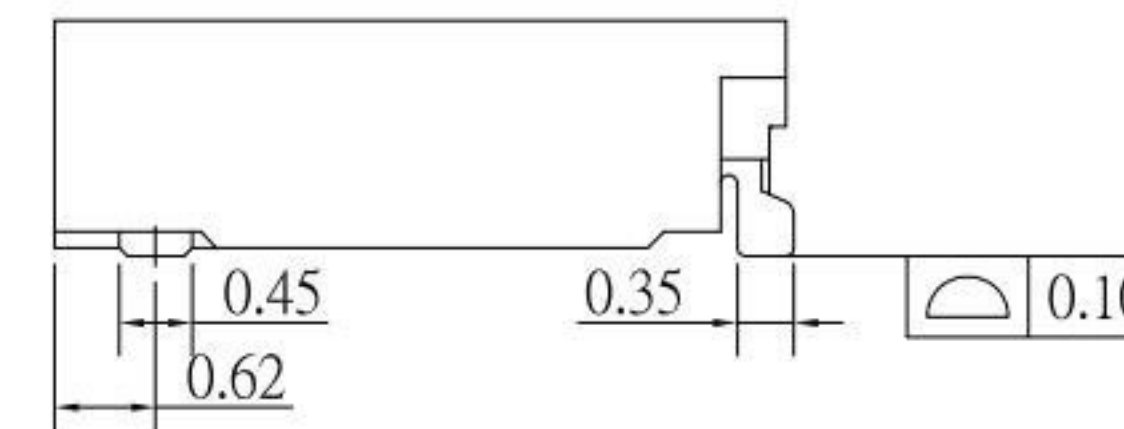


NOTE: P.C.B LAYOUT MOUNTING PATTERN



2~3 PIN側面圖



4~6 PIN側面圖

Poles	Dimensions(mm)		
	A	B	C
02	1.20	2.60	4.20
03	2.40	3.80	5.40
04	3.60	5.00	6.60
05	4.80	6.20	7.80
06	6.00	7.40	9.00

1.Material

- 1.1 Housing: LCP
- 1.2 Contact: Phosphor Bronze
- 1.3 Solder Tabs: Brass

2.Plating

- 2.1 Contact: Gold-Plated.
- 2.2 Solder Tabs: Tin plated.

3.Rating:

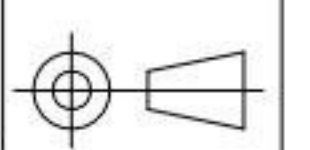
- 3.1 Voltage Rating: 50V AC / DC
- 3.2 Current Rating: 2.0A AC / DC
- 3.3 Contact Resistance: 20mΩ max.
- 3.4 Temperature Range:-25°C~+85°C.
- 3.5 Dielectric Withstanding Voltage: 500V AC / 1min.
- 3.6 Insulation Resistance: 100MΩ min.

7	新增不同PIN數側面圖	Jack	072922
6	更新圖面	Jack	102821
5	更新Temperature Range	Jack	102920
4	新增P.C.B LAYOUT尺寸	Jack	061020
3	更新樣式	Jack	022520
2	更新為A0版	Jack	042916
1	新增pin選項	Jack	041416
ITEM NO.	DESCRIPTION	DRAWN	DATE

**KSD** 科斯达电子科技有限公司  
SWITCH CONNECTOR KSD ELECTRONIC TECHNOLOGY Co., LTD  
全球 互聯零組件製造企業

TOLERANCE UNLESS OTHERWISE STATED:  
Up to 5 ±0.2  
Above 5 ~ 15 ±0.3  
Above 15 ~ 30 ±0.4  
Above 30 ~ 50 ±0.5  
Angle ±0.3°

3RD. ANGEL'S



UNITS MM

DRAWN BY: Jack Lu  
DATE: 07/29/22  
CHECKED BY: Jacky Chen  
DATE: 07/29/22  
APPROVED BY: Tony Kao  
DATE: 07/29/22

MAT'L	TITLE	CONNECTOR
FINISH	MODLE	WAFER 1.2mm 嵌入式 Wire To Board
SCALE	DWG NO.	WF-1201RSxx-S304
SHEET NO.	PART NO.	WF-1201RSxx-S304

SIZE A4  
VER R7