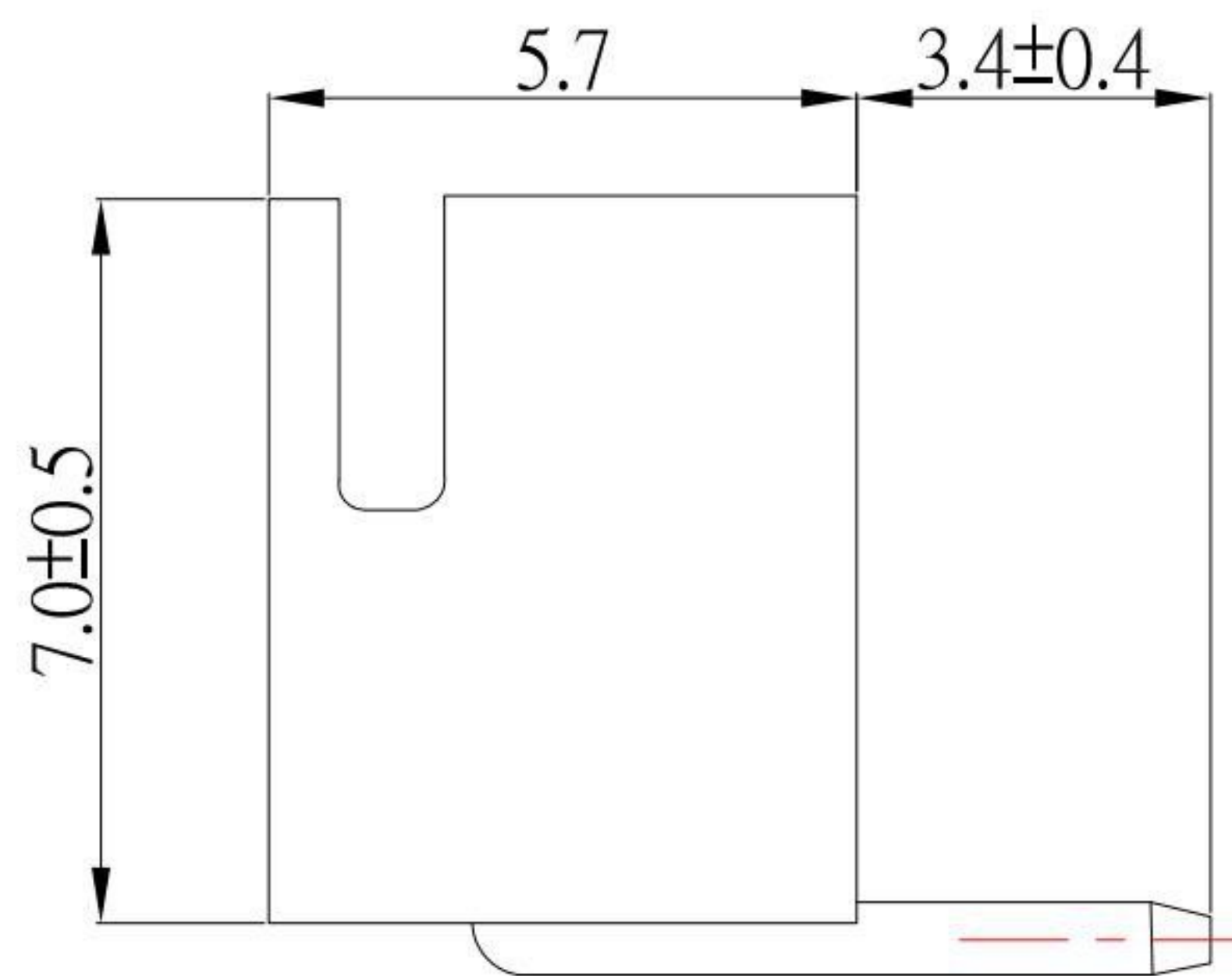
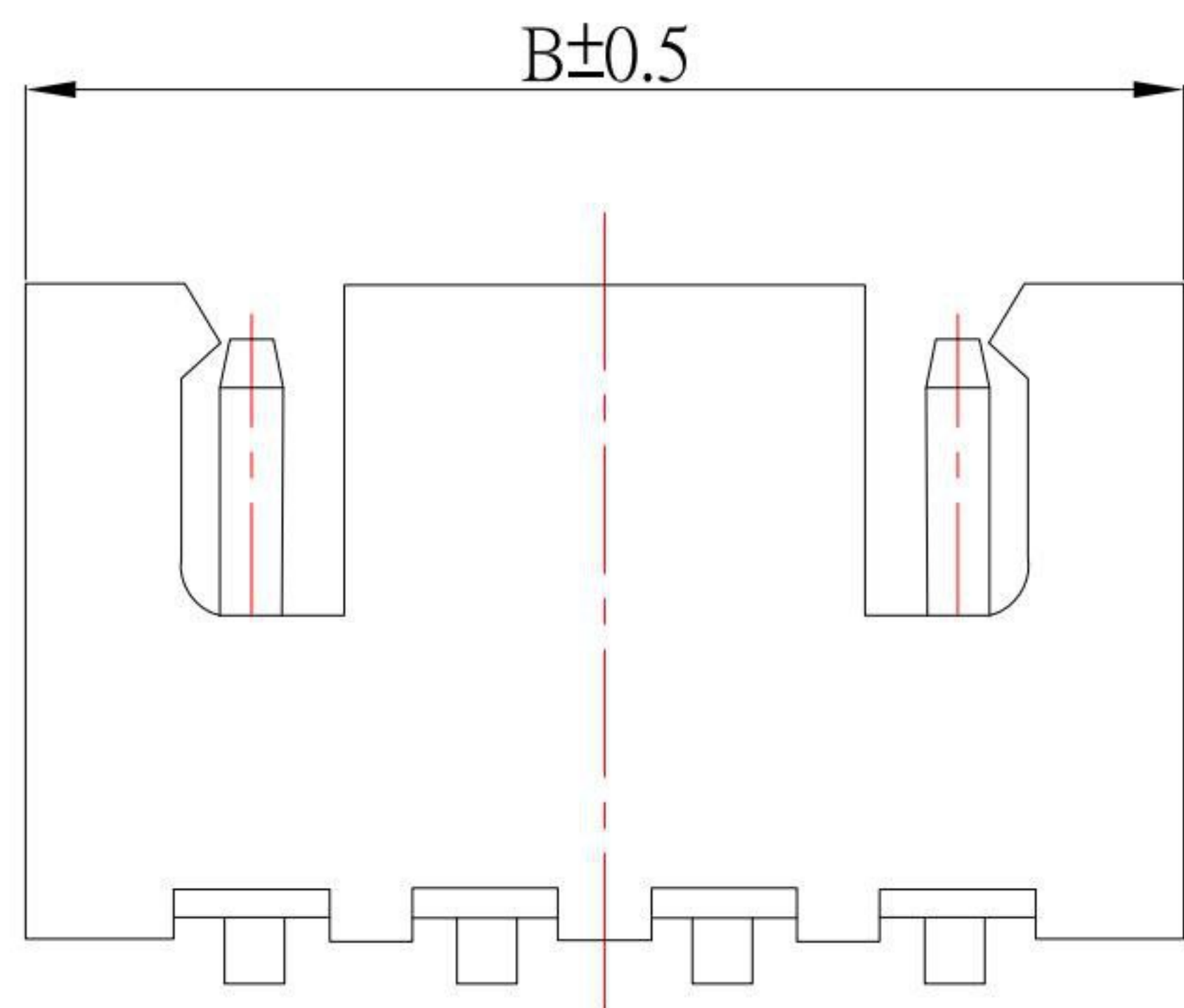


P.C.B LAYOUT MOUNTING PATTERN



PART NO.	Dimensions	
	A	B
WF-2501RD02	2.50	7.50
WF-2501RD03	5.00	10.00
WF-2501RD04	7.50	12.50
WF-2501RD05	10.00	15.00
WF-2501RD06	12.50	17.50
WF-2501RD07	15.00	20.00
WF-2501RD08	17.50	22.50
WF-2501RD09	20.00	25.00
WF-2501RD10	22.50	27.50
WF-2501RD11	25.00	30.00
WF-2501RD12	27.50	32.50
WF-2501RD13	30.00	35.00
WF-2501RD14	32.50	37.50
WF-2501RD15	35.00	40.00
WF-2501RD16	37.50	42.50
WF-2501RD17	40.00	45.00
WF-2501RD18	42.50	47.50
WF-2501RD19	45.00	50.00
WF-2501RD20	47.50	52.50

SPECIFICATIONS

Current rating : 3.0A

Voltage rating : 250V AC , DC

Temperature rating : -25°C ~ +85°C

Insulation resistance : 1,000 MΩ min.

Withstand voltage : 1000V AC/minute

Contact resistance : 20 mΩ/Max

Material:

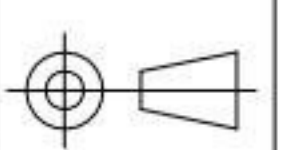
Housing : Nylon 66, UL94V-2

Pin : Brass / Tin-plated

KSD 科斯达电子科技有限公司
 SWITCH CONNECTOR KSD ELECTRONIC TECHNOLOGY Co., LTD
 全球 互联零组件制造企业

TOLERANCE UNLESS OTHERWISE STATED :
 Up to 5 ±0.2
 Above 5 ~ 15 ±0.3
 Above 15 ~ 30 ±0.4
 Above 30 ~ 50 ±0.5
 Angle ±0.3

3RD. ANGEL'S



UNITS MM

DRAWN BY:	DATE	MAT'L	TITLE	CONNECTOR
Jack Lu	09/05/17		MODLE	WAFER 2.5 DIP 90度
CHECKED BY:	DATE	FINISH	DWG NO.	WF-2501RDxx-S304
Jacky Chen	09/05/17		SHEET NO.	1 of 1
APPROVED BY:	DATE	SCALE	PART NO.	WF-2501RDxx-S304
Tony Kao	09/05/17	1 : 1		

ITEM NO.	DESCRIPTION	DRAWN	DATE