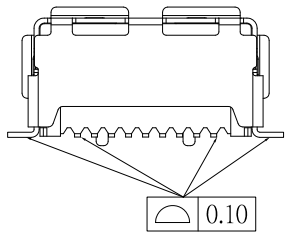

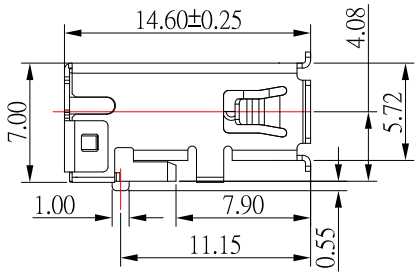

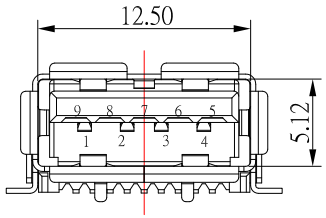

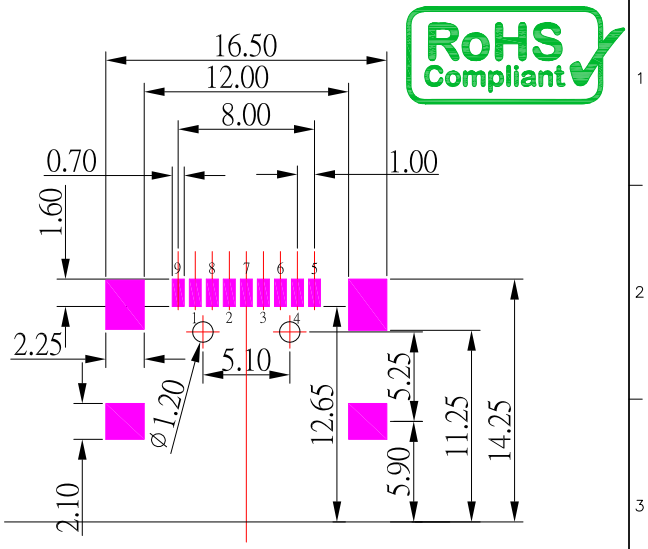

RECOMMANDED PCBA LAYOUT

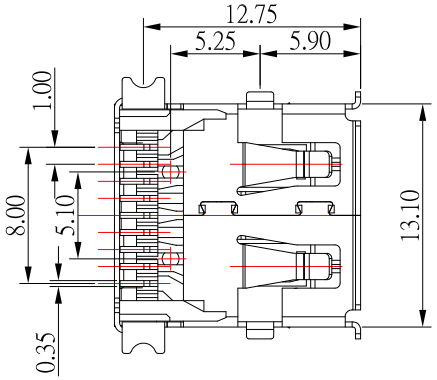

SUA-110M8A-30x-S372

鍍層厚度 :

Blank : 1u"
2 : 15u"
3 : 30u"

Pin NUMBER	SIGNAL NAME
1	VBUS
2	D-
3	D+
4	GND
5	StdA_SSRX-
6	StdA_SSRX+
7	GND_DRAIN
8	StdA_SSTX-
9	StdA_SSTX+
Shell	Shield

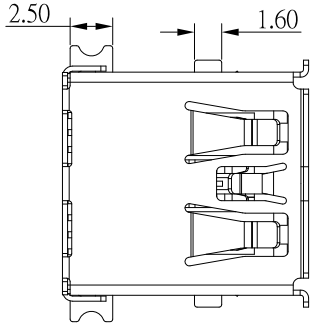

NOTE:

1.MATERIAL:

1.1 Housing: LCP

1.2 Contact: Phosphor Bronze

1.3 Shell: Brass

2.Finish:

2.1 Contact: Plated Gold in Mating Area ;
Tin Plated on Solder Balls ;
Nickel under plated overall

2.2 Shell: Nickel under Plated surface layer

3.SPECIFICATION:

3.1 Current Rate: 1.5 A

3.2 insulator Resistance:100MΩ Min

3.3 Dielectric Strength: 100V AC

3.4 Contact Resistance: 30mΩ Max

3.5 Operation Temperature: -40˚C ~ +85˚C

ITEM NO.	DESCRIPTION	DRAWN	DATE

广东科斯达电子科技有限公司
GUANG DONG KE SI DA ELECTRONIC TECHNOLOGY CO., LTD.

TOLERANCE UNLESS OTHERWISE STATED : Up to 5 ±0.2; Above 5 ~ 15 ±0.3; Above 15 ~ 30 ±0.4; Above 30 ~ 50 ±0.5; Angle ±0.3˚

3RD. ANGEL'S | UNITS | MM

DRAWN BY: Jack Lu	DATE 03/23/23	MAT'L		TITLE	CONNECTOR
CHECKED BY: Jacky Chen	DATE 03/23/23	FINISH		MODLE	USB 3.0 AF SMT 外殼四腳全貼本體長=14.60mm, 板上高7.0 有捲邊 有定位柱
APPROVED BY: Tony Kao	DATE 03/23/23	SCALE	1 : 1	DWG NO.	SUA-110M8A-30x-S372 (SIZE A4)
		SHEET NO.	1 of 1	PART NO.	SUA-110M8A-30x-S372 (VER R)