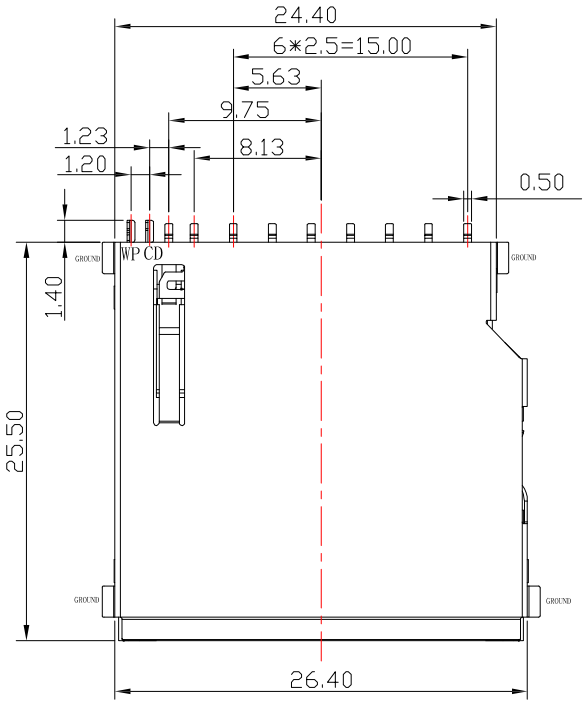

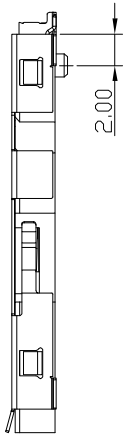

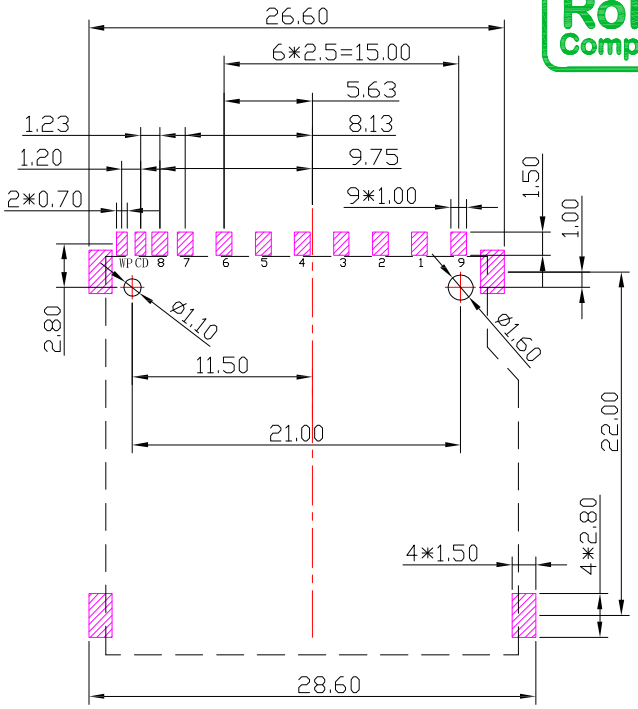

RECOMMEND PCB LAYOUT

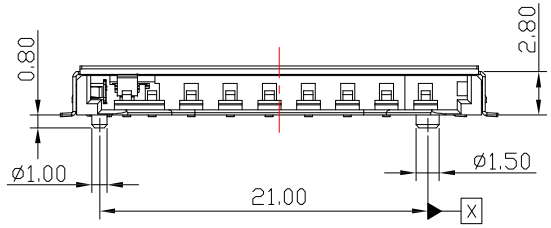

CIRCUIT:

WRITE PROTECT / CARD DETECT INDICATION	WRITE PROTECT / CARD DETECT INDICATION	WRITE PROTECT / CARD DETECT INDICATION
GROUND	GROUND	GROUND
WITHOUT CARD	CARD INSERTED WRITE PROTECT:LOCK	CARD INSERTED WRITE PROTECT:UNLOCK

SPECIFICATION

Electrical :

1.Current Rating: 0.5A

2.Dielectric Withstanding Voltage: 500V AC

3.Contact Resistance: 20 mΩ Max.

4.Insulation Resistance: 100 MΩ Min.

Environmental:

1.Operating Temperature: -25°C ~ +85°C.

Material:

1.Housing: LCP

2.Contact: Brass

3.Shell: Brass

Finish:

1.Contact: Plated Gold in Mating Area ;
Tin Plated on Solder Balls ;
Nickel under plated overall

2.Shell: Nickel under Plated surface layer

ITEM NO.	DESCRIPTION	DRAWN	DATE

广东科斯达电子科技有限公司
GUANG DONG KE SI DA ELECTRONIC TECHNOLOGY CO., LTD.

TOLERANCE UNLESS OTHERWISE STATED : Up to 5 ±0.2; Above 5 ~ 15 ±0.3; Above 15 ~ 30 ±0.4; Above 30 ~ 50 ±0.5; Angle ±0.3°

3RD. ANGEL'S

UNITS MM

DRAWN BY: Jack Lu	DATE 08/19/22	MAT'L		TITLE	CONNECTOR		
CHECKED BY: Jacky Chen	DATE 08/19/22	FINISH		MODLE	SD 長體 No PUSH SMT TYPE		
APPROVED BY: Tony Kao	DATE 08/19/22	SCALE	1 : 1	DWG NO.	SD-275A-S267	SIZE	A4
		SHEET NO.	1 of 1	PART NO.	SD-275A-S267	VER	R