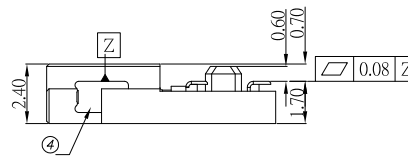
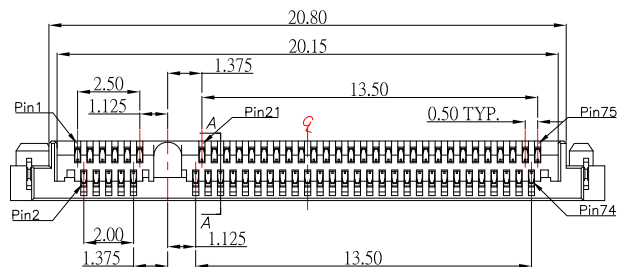


NGF-18MB-xx-S273

鍍層厚度 : COLOR :

Blank : 1u"	Black: B
2 : 15u"	White : W
3 : 30u"	



1.SPECIFICATION:

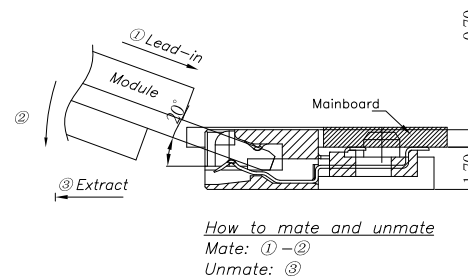
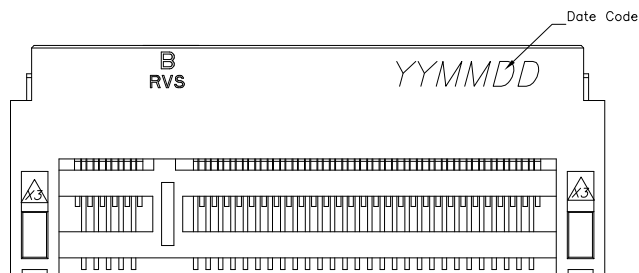
- 1.1 Current Rate: 0.5 A
- 1.2 Voltage Rate: 50V AC
- 1.3 Insulator Resistance: 500 MΩ Min
- 1.4 Dielectric Strength: 300V AC
- 1.5 Contact Resistance: 20mΩ Max
- 1.6 Mating Force: 20N Max
- 1.7 Unmating Force: 20N Max

2.MATERIAL:

- 2.1 Housing: LCP,UL94V-0
- 2.2 Contact: Phosphor Bronze
- 2.3 Leg: Brass

3.Finish:

- 3.1 Contact: Plated Gold in Mating Area ;
Tin Plated on Solder Balls ;
Nickel under plated overall
- 3.2 Leg: Tin Plated on Solder Balls
Nickel under plated overall



1	更新料號	Jack	112916
ITEM NO.	DESCRIPTION	DRAWN	DATE

广东科斯达电子科技有限公司
GUANG DONG KE SI DA ELECTRONIC TECHNOLOGY CO., LTD.

TOLERANCE UNLESS OTHERWISE STATED :
Up to 5 ±0.2
Above 5 ~ 15 ±0.3
Above 15 ~ 30 ±0.4
Above 30 ~ 50 ±0.5
Angle ±0.3°

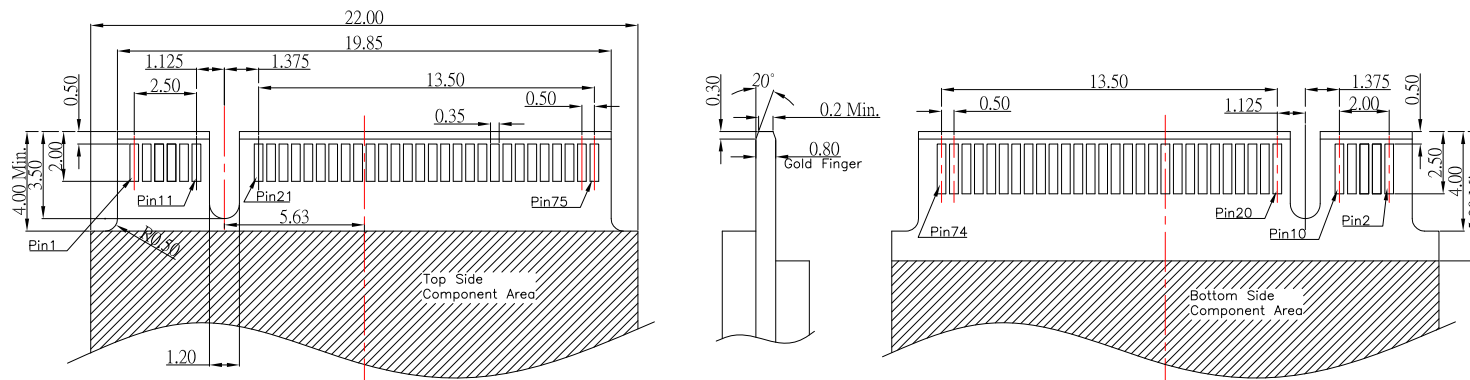
3RD. ANGEL'S



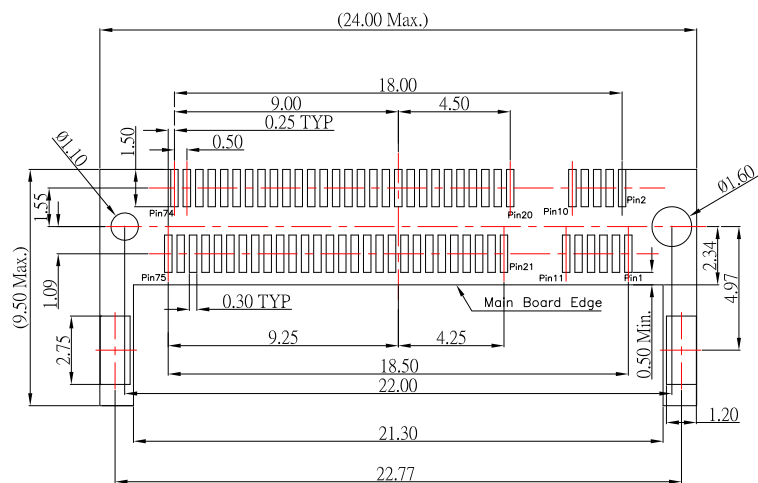
UNITS MM

DRAWN BY:	DATE
Jack Lu	11/29/16
CHECKED BY:	DATE
Jacky Chen	11/29/16
APPROVED BY:	DATE
Tony Kao	11/29/16

MAT'L		TITLE	CONNECTOR
FINISH		MODLE	NGFF SOCKET
SCALE	1 : 1	DWG NO.	NGF-18MB-xx-S273
SHEET NO.	1 of 2	PART NO.	NGF-18MB-xx-S273
		SIZE	A4
		VER	R1



Recommended Mould Finger Layout



Recommended PCB Layout (Top View)



TOLERANCE UNLESS OTHERWISE STATED:
 Up to 5 ±0.2
 Above 5 ~ 15 ±0.3
 Above 15 ~ 30 ±0.4
 Above 30 ~ 50 ±0.5
 Angle ±0.3°

3RD. ANGEL'S



UNITS MM

DRAWN BY: Jack Lu
 CHECKED BY: Jacky Chen
 APPROVED BY: Tony Kao
 DATE: 11/29/16
 DATE: 11/29/16
 DATE: 11/29/16

MAT'L		TITLE	CONNECTOR
FINISH		MODLE	NGFF SOCKET
SCALE	1 : 1	DWG NO.	NGF-18MB-xx-S273
SHEET NO.	2 of 2	PART NO.	NGF-18MB-xx-S273
		SIZE	A4
		VER	R1

1	更新料號	Jack	112916
ITEM NO.	DESCRIPTION	DRAWN	DATE